



DRESSAGE SA

NATIONAL DRESSAGE RULES 2023

Effective 1 February 2023 (Updated 5 April 2023)

PREAMBLE

These National Rules for the Dressage Discipline are produced mainly for use at CDN or lower Status Events and have been drawn up in the broadest possible terms so as to allow show-holding bodies affiliated to Dressage SA, and the Dressage SA itself, as much freedom as possible in the management of their shows and in the preparation of their schedules. Every eventuality cannot be provided for in these Rules. In any unforeseen or exceptional circumstances, it is the duty of the Ground Jury to make a decision in a sporting spirit, by approaching as nearly as possible the intention of these Rules and the FEI. These rules have to be read in conjunction with the FEI Dressage Rules, SAEF General Regulations and veterinary regulations.

All other texts covering the same matter (other editions and all other official documents) issued previously are superseded.

FEI CODE OF CONDUCT FOR THE WELFARE OF THE HORSE

The FEI requires all those involved in international equestrian sport to adhere to the FEI's Code of Conduct and to acknowledge and accept that at all times the welfare of the Horse must be paramount and must never be subordinated to competitive or commercial influences. The following points must be particularly adhered to:

1. General Welfare:

a) Good Horse management

Stabling and feeding must be compatible with good Horse management practices. Clean and good quality forage, feed and water must always be available.

b) Training methods:

Horses must only undergo training that matches their physical capabilities and level of maturity for their respective disciplines. They must not be subjected to methods which are abusive or cause fear.

c) Farrier and tack:

Foot care and shoeing must be of a high standard. Tack must be designed and fitted to avoid the risk of pain or injury.

d) Transport:

During transportation, Horses must be fully protected against injuries and other health risks. Vehicles must be safe, well ventilated, maintained to a high standard, disinfected regularly and driven by competent personnel. Competent handlers must always be available to manage the Horses.

e) Transit:

All journeys must be planned carefully, and Horses allowed regular rest periods with access to food and water in line with current FEI guidelines.

2. Fitness to compete:

a) Fitness and competence

Participation in competition must be restricted to fit Horses and athletes of proven competence. Horses must be allowed suitable rest period between training and competitions, additional rest periods should be allowed following travelling.

b) Health status

No horse deemed unfit may compete or continue to compete, veterinary advice must be sought whenever there is any doubt.

c) Doping and Medication

Any action or intent of doping and illicit use of medication constitute a serious welfare issue and will not be tolerated. After any veterinary treatment, sufficient time must be allowed for full recovery before Competition.

d) Surgical procedures

Any surgical procedures that threaten a competing Horse's welfare or the safety of other Horses and/or athletes must not be allowed.

e) Pregnant/recently foaled mares

Mares must not compete after their fourth month of pregnancy or with foal at foot.

f) Misuse of aids

Abuse of a Horse using natural riding aids or artificial aids (e.g. whips, spurs, etc.) will not be tolerated.

3. Events must not prejudice Horse welfare:

a) Competition areas

Horses must only be trained and compete on suitable and safe surfaces. All obstacles must be designed with the safety of the Horse in mind.

b) Ground surfaces

All ground surfaces on which Horses walk, train or compete must be designed and maintained to reduce factors that could lead to injury.

c) Extreme weather

Competitions must not take place in extreme weather conditions that may compromise welfare or safety of the Horse. Provision must be made for cooling conditions and equipment for Horses after competing.

d) Stabling at events

Stables must be safe, hygienic, comfortable, well ventilated and of sufficient size for the type and disposition of the Horse. Washing-down areas and water must always be available.

4. Humane Treatment of Horses:

a) Veterinary treatment

Veterinary expertise must always be available at an Event. If a Horse is injured or exhausted during a Competition, the Athlete must stop competing and a veterinary evaluation must be performed.

b) Referral centres

Whenever necessary, Horses should be collected by ambulance and transported to the nearest relevant treatment centre for further assessment and therapy. Injured Horses must be given full supportive treatment before being transported.

c) Competition injuries

The incidence of injuries sustained in Competition should be monitored. Ground surface conditions, frequency of Competitions and any other risk factors should be examined carefully to indicate ways to minimize injuries.

d) Euthanasia

If injuries are sufficiently severe a Horse may need to be euthanized on humane grounds by a veterinarian as soon as possible, with the sole aim of minimizing suffering.

e) Retirement

Horses must be treated sympathetically and humanely when they retire from Competition.

5. Education:

The FEI urges all those involved in equestrian sport to attain the highest possible levels of education in their areas of expertise relevant to the care and management of the Competition Horse.

This Code of Conduct for the Welfare of the Horse may be modified from time to time and the views of all are welcomed. Particular attention will be paid to new research findings and the FEI encourages further funding and support for welfare studies.

Contents

INDEX	8
SECTION 31	15
GENERAL REGULATIONS – Refer to the current SAEF General Regulations for Dressage approved from time to time	15
31.1.0 CROSS ENTRIES	15
31.2.0 NUMBER OF ENTRIES	15
31.3.0 ORDER OF STARTING (Preferred system of drawing the starting order)	16
31.4.0 AGE CLASSIFICATION OF ATHLETES	16
31.5.0 DEFINITION OF HORSE AND PONY	17
31.6.0 PRIZE MONEY	17
SECTION 32	18
32.1.0 TESTS, ARENAS AND OFFICIALS	18
32.2.0 CALLING OF TESTS	18
32.3.0 ARENAS	18
32.4.0 RIDING IN THE ARENA	19
32.5.0 JUDGES AND OFFICIALS (to be read in conjunction with Appendix DS/7)	19
32.6.0 JUDGING OF TESTS	20
32.7.0 SCORING	20
32.8.0 SCORE SHEETS	24
32.9.0 TIME	24
32.10.0 RIDING OF TESTS	24
SECTION 33	26
33.1.0 SADDLERY AND DRESS	26
33.1.1 SADDLES	26
33.2.0 PERMITTED BRIDLES	26
33.3.0 WHIP/SPURS	28
33.4.0 IDENTIFICATION NUMBERS	29
33.5.0 PROHIBITED SADDLERY IN THE ARENA	29
33.6.0 EXERCISING AND/OR WARMING UP AT AN EVENT	30
33.7.0 CHECKING SADDLERY	30
33.8.0 DRESS AT ALL RECOGNISED EVENTS	30
33.9.0 SCHOOLING OF HORSES AT NATIONAL INDIVIDUAL AND TEAM CHAMPIONSHIPS, FEI EVENTS & THE DRESSAGE SA CHALLENGE	30
SECTION 34	31
GRADING	31
34.1.0 GRADING OF HORSES AND PONIES	31
34.2.0 HORSE GRADING POINTS	33
34.3.0 POINTS FOR UP-GRADING	33
34.4.0 DOWN-GRADING	33
34.5.0 DOWN-GRADING ON CHANGE OF OWNERSHIP AND/OR RIDER	33
34.6.0 RECLASSIFICATION TO HIGHER AGE GROUP	34
34.7.0 GRADING OF IMPORTED HORSES	34
34.8.0 PONIES/HORSES DEFINITION	34
34.9.0 AGE OF HORSES/PONIES	34
34.10.0 ATHLETE GRADING	34
34.11.0 INTERNATIONAL LICENSE REGULATION	36

SECTION 35	37
THE ADULT, YOUNG RIDER, JUNIOR, CHILDREN AND PONY RIDER INDIVIDUAL DRESSAGE CHAMPIONSHIPS OF SOUTH AFRICA	37
CROSS REFERENCE AND APPLICATION (see Section 8 of the SAEF General Regulations)	37
35.1.0 QUALIFICATION OF RIDERS	37
35.2.0 QUALIFICATION OF HORSES	37
35.3.0 ENTRIES (See SAEF General Regulations Rule 09.8.0)	38
35.4.0 COMPETITIONS PRIOR TO THE CHAMPIONSHIP	38
35.5.0 PRIZE MONEY AND AWARDS	38
35.6.0 THE TEST	39
35.7.0 THE ARENA	39
35.8.0 THE JURY (See also rule 32.5.0 and Appendix DS/7)	39
35.9.0 SADDLERY	39
35.10.0 SUBSTITUTIONS (See Appendix DS/12)	39
35.11.0 ORDER OF RIDING IN THE CHAMPIONSHIP CLASS	40
35.12.0 TIES FOR FIRST PLACE ONLY	40
35.13.0 MINIMUM SCORE TO WIN OR PLACE AT SOUTH AFRICAN CHAMPIONSHIPS	40
35.14.0 TENDER TO HOST THE SOUTH AFRICAN ADULT DRESSAGE CHAMPIONSHIPS	40
35.15.0 PROVINCIAL DRESSAGE COMMITTEE	40
SECTION 36	41
THE ADULT, YOUNG RIDER, JUNIOR, CHILDREN AND PONY RIDER NATIONAL DRESSAGE TEAM CHAMPIONSHIPS OF SOUTH AFRICA	41
36.1.0 CROSS REFERENCE AND APPLICATION	41
36.2.0 STAGING OF CHAMPIONSHIP	41
36.3.0 QUALIFICATION OF RIDER	41
36.4.0 QUALIFICATION OF HORSES	41
36.5.0 TEAM ENTRIES, NOMINATIONS, FINAL SELECTION	42
36.6.0 ORDER IN WHICH TEAMS WILL START	42
36.7.0 SUBSTITUTIONS (See Appendix DS/12)	42
36.8.0 THE TEST	42
36.9.0 COMPETITIONS PRIOR TO THE CHAMPIONSHIP	42
36.10.0 TROPHIES, AWARDS AND PRIZE MONEY	43
36.11.0 THE ARENA	43
36.12.0 PROVINCIAL DRESSAGE COMMITTEE	43
SECTION 37	44
Article 401 - OBJECT AND GENERAL PRINCIPLES OF DRESSAGE AND PARA DRESSAGE	44
Article 402 - THE HALT	45
Article 403 - THE WALK	45
Article 404 - THE TROT	47
Article 405 - THE CANTER	49
Article 406 – REINBACK	51
Article 407 - THE TRANSITIONS	51
Article 408 - THE HALF HALTS	51
Article 409 - THE CHANGES OF DIRECTIONS	52
Article 410 - THE FIGURES	52
Article 411 - WORK ON TWO (2) TRACKS	54

Article 412 - LEG-YIELDING	54
Article 413 - LATERAL MOVEMENTS	54
Article 414 - THE PIROUETTE, THE HALF-PIROUETTE AND TURN ON THE HAUNCHES	57
Article 415 - THE PASSAGE	59
Article 416 - THE PIAFFE	59
Article 417 - THE IMPULSION / THE SUBMISSION	60
Article 418 - THE COLLECTION	61
Article 419 - THE POSITION AND AIDS OF THE ATHLETE	62
Article 420 - THE POSITION AND AIDS OF THE PARA ATHLETE	62
 SECTION 38	 63
PROVINCIAL DRESSAGE CHAMPIONSHIPS	63
38.1.0 ENTRIES	63
APPENDIX DS/1 - ARENAS FOR DRESSAGE COMPETITIONS	64
APPENDIX DS/2 - KEY TO DRESSAGE FIGURES	66
APPENDIX DS/3 – SADDLERY	70
APPENDIX DS/4 – ALLOWED BITS	72
APPENDIX DS/5 - DRESS AT ALL RECOGNISED EVENTS	74
APPENDIX DS/6 - FREESTYLE RULES	78
APPENDIX DS/7 - OBLIGATORY USE OF PANEL JUDGES	81
APPENDIX DS/8 – DRESSAGE SA CHALLENGE RULES	84
SECTIONS	84
TEAM CLASSIFICATION	85
PROVINCE PARTICIPATION	85
GROUND JURY	85
ARENAS	86
RIDER PARTICIPATION	86
SHOW ORGANIZERS	86
HORSES SCHOOLING	86
AWARDS	87
COSTS	87
CONVENER	87
APPENDIX DS/9 – DIRECTIVES FOR YOUNG HORSE DRESSAGE COMPETITIONS	88
APPENDIX DS/10 - DRESSAGE DERBY	91
APPENDIX DS/11 – ARENA ETIQUETTE AND SAFETY	92
APPENDIX DS/12 – SUBSTITUTIONS	93
APPENDIX DS/13 – SADDLERY – EQUIPMENT (Extract from FEI Rules).....	96
APPENDIX DS/14 – SANCTIONS – SUMMARY FOR FEI COMPETITIONS.....	99

APPENDICES

1.	Arenas for Dressage Competitions	DS/1	64
2.	Dressage Figures – diagrams of various movements	DS/2	66
3.	Permitted Nosebands/Saddle/Spurs	DS/3	70
4.	Allowed Bits	DS/4	72
5.	Dress at All Recognized Events	DS/5	74
6.	Freestyle Rules	DS/6	78
7.	Obligatory Use of Panel Judges	DS/7	81
8.	Dressage SA Dressage Challenge Rules	DS/8	84
9.	Directives for Dressage Competitions for Young Horses	DS/9	88
10.	Derby Competition	DS/10	91
11.	Arena Etiquette and Safety	DS/11	92
12.	Substitutions	DS/12	93
13.	Saddlery – Equipment (Extract from FEI Rules)	DS/13	96
14.	Sanctions – Summary for FEI Competitions	DS/14	99

INDEX

		RULE	PAGE
Age Classification	- Athletes	31.4.0	16
Age	- Horses/Ponies	34.9.0	34
Alteration of marks	- Procedure	32.7.7	21
Arenas	- Dimensions	32.3.0 & Appendix DS/1	18 & 64
	- Riding in	32.4.0	19
	- Leaving of during tests	32.7.11	22
		32.10.6	24
	- Surround	32.3.3	19
Athlete Grading		34.1.5 & 34.10.0	32 & 34
Awards	- Medals, Trophies, Prizes	35.5.0 & 36.10.0	38 & 43
Bits	- Permitted	33.2.2	26
Bit Guards	- Prohibited	33.2.2 (b)	26
Breast Plates	- Use of	33.1.4	26
Bridles	- Permitted	33.2.0	26
Bridle numbers (Identification numbers)	- To be worn	33.4.0	29
Broken tack	- During test	32.10.11	25
Calling	- Of tests	32.2.1	18
	- Error of	32.2.4	18
	- Incorrect tests	32.2.6	18

Championships	- National Individual Adult, YR, Junior, Children, Children and Pony Riders	Section 35	37
	- National Team for Adult, YR, Junior, Children and Pony Riders	Section 36	41
	- Minimum Score	35.13.0	40
	- Tender to Host SA Adult Dressage Championships	35.14.0	40
	- Provincial Championships	Section 38	63
Competition	- Prior to SA Championships	35.4.0 & 36.9.0	38& 42
Cruppers	- For ponies	33.1.4	26
Dismounting	- In the arena/penalty	32.10.5	24
Downgrading	- Of horses	34.4.0	33
Derby-type competitions	- Height of horses/ponies	34.8.0	34
Dress	- At Recognized/affiliated events	Appendix DS/5	74
Dressage movements	- Diagrams and requirements	Appendix DS/2	66
DSA Challenge	- Rules	Appendix DS/8	84
Earphones/Electronic Equipment	-	33.5.7	29
Entries	- Cross entries	31.1.0	15
	- Number of	31.2.0	15
	- Team	31.3.7	16

Errors & Elimination	- Error of course	32.7.8	21
	- Penalties	32.7.9	22
	- Rising/sitting trot	32.7.10	22
	- Elimination	32.7.11	22
Extreme Weather Conditions	-	32.10.13	25
Falls	- During tests/penalisation	32.7.11	22
False Tails	- Description	33.5.3	29
FEI	- Description of movements. Position of rider	Section 37 Art. 401 to Art 418	44 to 62
Foreign Judges	- Requirements	35.8.1c & Appendix DS/7	39 & 81
Fly Hoods	-	33.5.4	28
Freestyle	- Rules	Appendix DS/6	78
Grading of horses	- Different grades	34.1.1	31
	- Tests graded	34.1.4	32
	- Points required for upgrading or classification	34.1.2 & 34.1.3	31
	- Percentages required	34.1.2	31
	- Downgrading	34.4.0	33
	- Reclassification to higher age group	34.6.0	34
	- Grading imported horses	34.7.0	34
Horse/Pony	- Definition	31.5.0	17
International License	- Requirements	34.11.0	36

Judges and officials	- Requirements	32.5.0	19
Judges	- National A and B panels obligatory use of	Appendix DS/7	81
	- Scale of marks to be made by	32.7.6	21
	- Unavailability at required standard	Appendix DS/7	81
Judging of tests	- Requirements	32.6.0	20
	- Alteration of marks	32.7.7	21
Jury	- For National Individual Championships for Adult, YR, Juniors, Children and Pony Rider	35.8.0	39
Lameness	- Procedure of judging	32.7.11 & 32.10.7	22 & 25
Leaving the arena	- During test	32.7.11	22
Medals	- Presented by Federation	35.5.0	38
Nosebands	- Permitted	33.2.3 & Appendix DS/3	28 & 70
Numnah	- Use of	33.1.2	26
Order of starting	- Individual competitions	31.3.1	16
	- Team competitions	31.3.6	16
	- Combined individual/team	31.3.7	16
	- Concurrent classes	31.3.8	16
	- Gap between riders	31.3.2	16
	- Nomination by rider	31.3.2	16

Panel of judges	- Obligatory use of	Appendix DS/7	81
Para-Athletes	- Saddlery	33.5.6	29
Passports	- Must accompany horses at shows	Section 31	15
Penalty points	- For errors of course	32.7.12	23
Points	- For upgrading	34.1.3	31
Pools	- Classes divided into	31.2.1	15
Practice area	- Provision of	35.7.0 & 36.11.0	39 & 43
Prize money	-	31.6.0	17
	- Minimum for Individual Championships	35.5.0	38
	- National Team Championship	36.10.0	43
Raking Arena	- National Team Competitions	32.3.4	19
Reclassification	- To higher age group	34.6.0	34
Resistance	- Prior to commencement and during tests	32.7.11 & 32.10.4	22 & 24
Retirement	- During test	32.10.10	25
Riding in the arena	- Forbidden and when permitted	32.10.9	25
Riding of tests	- Commencement	32.10.10	25
Saddle covers	-	33.1.3	26

Saddlery	- Requirements	33.1.0	26
	- Prohibited in the arena	33.5.0	29
	- Exercising/ warming up	33.6.0	30
	- Checking of	33.7.0	30
	- Saddlery – Equipment (Extract from FEI Rules)	APPENDIX DS/13	95
Safety	- Derby type competition	Appendix DS/10 & DS/11	91 & 92
Salute	- Method of	32.10.1	24
	- Failing to – penalty	32.10.1	24
Sanctions	- Summary for FEI Competitions	Appendix DS/14	99
Scale of marks	- Awarding marks	32.7.6	21
Score sheets	- Completion of/availability of	32.8.0	23
Scoreboards	-	32.3.5	19
Spurs	- Use of	33.3.0	27
Substitutions	-	Appendix DS/12	93
Tests	- For grading purposes	32.1.0 & 34.1.4	18 & 32
Time	- Freestyle	32.9.0 & Appendix DS/6	24 & 78
	- Penalties	Appendix DS/6	78

Unauthorised assistance	- Calling of tests	32.2.5	18
Upgrading	- Of horse	34.1.3	31
Voice	- Use of during tests/penalty of	32.10.3	24
Whips	- Use of	33.3.1	28
Wound	- Strapping of	33.5.2	29
Young Horses	- Directives for competitions	Appendix DS/9	88

SECTION 31

GENERAL REGULATIONS – Refer to the current SAEF General Regulations for Dressage approved from time to time

The Dressage SA Council will compile a set of “Guidelines” and “Check List” for the benefit of organizers of major events. These Guidelines and Check Lists will be reviewed and amended from time to time as deemed necessary.

Passports with up to date AHS and Influenza vaccinations signed by a qualified veterinarian must accompany horses at all shows. Failure to produce a horse’s passport upon request of the Organizing Committee of the show may result in a fine and possible elimination from the event by a qualified veterinarian or the Veterinary Representative.

31.1.0 CROSS ENTRIES

31.1.1 Provincial Dressage Committees shall only give consent to include Juniors competing in Adult classes where the number of Juniors is such that it is impracticable to stage separate classes for Adults and Juniors. Separate prizes and grading points (where class is graded) must be awarded, if more than five in either of the relevant classes. Show Holding Bodies will be required to reflect classes for Juniors separately on their schedules. In combined classes Show Holding Bodies will be required to indicate on the programme details of athletes falling within the age category of Junior

31.1.2 Provincial Dressage Committees shall only give consent to include Pony Riders competing in Children classes where the number of Pony Riders or Children is such that it is impracticable to stage separate classes for Pony Riders and Children. Separate prizes and grading points (where class is graded) must be awarded, if more than five in either of the relevant classes.

31.2.0 NUMBER OF ENTRIES

31.2.1 One warm up and one qualifying competition shall be staged at all National Championship events. Should there be twenty-five or more Athletes, the competition will be divided into two or more pools depending on the number of entries. Separate prize money must be awarded to each pool and the jury may be different for each pool. In cases of major competitions such as championships or where a competition offers a medal or a trophy etc., a qualifier, split into separate pools, may be ridden and the top 15 to 25 horses selected for the final competition. The same jury should judge all pools and the competition may be run over more than one day. If this is not possible where there are large volumes of qualifiers, a suitable formula should be worked out and approved by the Provincial Dressage Committee for pools with different judges. Separate prize money must be awarded for each pool.

31.3.0 ORDER OF STARTING (Preferred system of drawing the starting order)

31.3.1 INDIVIDUAL COMPETITIONS

The Organizing Committee of the Event shall draw the order of starting for each competition in the Event taking into consideration multiple horse and rider combination entries and cross entries, in as fair a manner as possible.

31.3.2 Should an athlete have more than one horse in a competition the order of starting will be adjusted by the Organizing Committee to ensure that, whenever possible, these horses will have reasonable time to warm up. Such athletes may, at the time of entry, nominate in which order they wish to ride their various horses. Failure to do this will result in the athlete having to ride in the order of the draw or programme. This provision will not apply in Team Competitions where the Team horse must always be ridden first. (See rule 31.3.9).

31.3.3 No athlete shall compete in more than one pool in a competition. Where a substitution occurs which gives an athlete horses in two pools, that combination of horse and athlete shall be transferred to the same pool.

31.3.4 Athletes may NOT ride out of order. Any request to ride out of order must be referred to the Organizing Committee (or Dressage SA representative at National Events) whose written permission will only be granted if circumstances warrant such changes and where the programme can accommodate such changes.

31.3.5 Organizing Committees may run two classes concurrently in such a way that athletes will start the second class after completing the first one, with a rest period recommended, keeping the original order of starting.

31.3.6 TEAM COMPETITIONS (including National Team Championships)

31.3.7 COMBINED INDIVIDUAL / TEAM COMPETITIONS

31.3.8 Competitions in which the athlete's individual score in the individual competition also counts for his team score in the team competition,

31.3.9 Thereafter, the provisions of rules 31.3.1-6 shall be complied with for the Individual athletes who may be interspersed between the team entries ensuring that the provisions of rule 31.3.3 are complied with and further ensuring that an athlete shall always ride his team entry horse before his individual entry horse or horses.

31.4.0 AGE CLASSIFICATION OF ATHLETES

31.4.1 Children: Category of athletes who may take part in Children Competitions. Inclusion of athletes in this category until the end of the year they reach the age of fourteen (14)

31.4.2 Junior: Category of athletes who may take part in Competitions for Juniors from the year they reach the age of fourteen (14) until the end of the year they reach the age of eighteen (18).

31.4.3 Young Rider: Category of athletes who may take part in Competitions for Young Riders from the beginning of the year they reach the age of sixteen (16) until the end of the year they reach the age of twenty-one (21).

31.4.4 Adult Athlete: An athlete from the beginning of the year they reach the age of eighteen (18) or older.

- 31.4.5 Pony Rider: Category of athletes who may take part in Competitions for Pony Riders until the end of the year they reach the age of sixteen (16) riding Ponies as specified in rule 31.5.2.
- 31.4.6 Para-Equestrian Athletes: Para-Equestrian Competitors are allowed to compete in Dressage Competitions using compensatory aids in accordance with their respective degree of disability as defined by the Para-Equestrian ID Card.
- 31.4.7 Athletes may apply to their provincial Dressage Councils for dual classification where applicable.

31.5.0 DEFINITION OF HORSE AND PONY

31.5.1 HORSE

Horses at all levels must have a height at the withers exceeding one meter and forty-eight centimeters (1.48 m) without shoes.

31.5.2 PONY

- 31.5.2.1 A pony is a small Horse whose height at the withers, having been measured on a smooth level surface, does not exceed one meter forty-eight (1.48 m) without shoes. Refer to Veterinary Rules for Measuring of ponies.
- 31.5.2.2 Only Ponies may be ridden in Pony Rider Classes. Horses and ponies may be ridden in all other classes
- 31.5.2.3 Ponies shall be re-measured annually until the age of seven (7), where after the horse shall be re-measured upon request by a registered Panel Official(s) linked to a specific event
- 31.5.2.4 Ponies in possession of a valid 'Life Height Certificate' endorsed prior to 1 August 2012, will retain the certificate if it is compliant with requirements such as the horse having been measured by two (2) Official Measurers and such measurement certified by both measurers and endorsed in the passport
- 31.5.2.5 Ponies measuring one meter fifty (1.50m) without shoes and one meter fifty-one (1.51m) with shoes and registered as ponies before 31 December 2014 will retain their status as a Pony until such time as they retire.

31.6.0 PRIZE MONEY

Prize money per placing and per class shall be published on the final program at all graded shows.

SECTION 32

32.1.0 TESTS, ARENAS AND OFFICIALS

- 32.1.1 Snaffles are allowed to be used at all levels, except for CDI3*/4*/5*. FEI will inform accordingly for the FEI World Dressage Challenge.
- 32.1.2 To qualify for grading, tests must be selected from the current Dressage SA or FEI Official Tests.
- 32.1.3 For Adult and Junior competitions the same series of Tests shall be used.
- 32.1.4 For Pony riders, the current Pony Rider Dressage SA and Pony Rider FEI tests shall be ridden.
- 32.1.5 For Children, the current Pony Rider Dressage SA and Children FEI tests shall be ridden.
- 32.1.6 An athlete may compete in any level on any horse *Hors Concours*.

32.2.0 CALLING OF TESTS

- 32.2.1 In all competitions other than the Adult and Junior (Individual) Championship of South Africa and the Dressage SA Challenge, athletes shall have the option of having the Test called unless stipulated to the contrary in the Schedule, or the test being an official FEI Test, in which case it must be ridden from memory. Where an FEI test is used as warm up or qualifier, then the Schedule may stipulate that it may be called.
- 32.2.2 Only the wording printed on the official test may be called and may be repeated. The Phonetic alphabet may be used by callers for clarity.
- 32.2.3 Athletes shall provide their own callers.
- 32.2.4 Any error in riding the Test, whether by reason of faulty calling or not, shall be penalized as per rule 32.7.8.
- 32.2.5 Any outside help by voice, signs, etc. is considered as illegal or unauthorised assistance to a rider or to his horse. An athlete or horse receiving unauthorised assistance must be eliminated.
- 32.2.6 If the incorrect test is called the Judge may provide the caller with a correct test and allow the athlete to continue the test after deducting the relevant marks for Error of Course (see rule 32.2.4 and 32.7.8)

32.3.0 ARENAS

- 32.3.1 All tests are ridden individually in an arena of 60 meters by 20 meters, or 40 meters by 20 meters as per the official test. (See Appendix DS/1). The warm-up arenas should be the same size and have the same surface as the competition arenas.

- 32.3.2 The arena shall be set up in accordance with Appendix DS/1 where spectators or other objects, as far as possible should be outside the 10 meter limit, but under no circumstances may they be inside a 5 meter limit. Indoor arenas should comply as far as possible to the spirit of this rule.
- 32.3.3 The arena surrounds shall not be constructed of any material that may cause a horse to take fright or cause injury. ~~It is recommended that the surrounds do not contain metal parts.~~ The rails of the fence should be such as to prevent the horse's hoofs from being caught. The rails may not contain any metal components. The arena should be completely closed and the minimum height of the surround should be between 25 and 30cm.
- 32.3.4 During National Team Competitions, where tests are ridden in all-weather arenas, the arena should be raked after every fifth horse, except when there are five or more teams competing, when it should be raked after every fourth horse. It is recommended that the whole arena be raked. If the whole arena cannot be raked, then at least the corners should be raked.
- 32.3.5 Scoreboards
- No scoring must/should be visible to the judges during a test. Solutions to show a running score (total average percentage) and open scoring (average marks per movement for all judges) to the audience are encouraged.

32.4.0 RIDING IN THE ARENA

- 32.4.1 On penalty of elimination no horse, either ridden or led, may enter the competition arena(s) except when actually competing unless special permission to do so has been granted by the Show Director and the Dressage SA Representative. It is recommended that Organizing Committees allow all athletes a chance to ride in the competition arenas, before competing at all major events, it is mandatory that all competitors may apply for a familiarization time slot, in a fully setup arena, including flower pots, banners, filming equipment if possible and any material which may be in place on the day, in order to ensure that the horses are able to give creditable performances during the event. Arenas should be made available on the day prior to the competition and where possible at set times before or after classes during the event. When riding in the warm-up arena, etiquette and safety directives should be followed (Appendix DS/11) – Arena Etiquette and Safety.
- 32.4.2 Entering the arena. For indoor competitions and other arenas where it is not practical for the athletes to ride their horses around the outside of the arena prior to entering the arena, athletes must be permitted to enter the arena before the bell is sounded. After the bell has sounded competitors may commence their test from within the arena.
- 32.4.3 Prelim horses will always be allowed to enter the arena from the outside or the inside before the commencement of their test. After the bell has sounded competitors must commence their test from the outside if they have not entered the arena or from within the arena if they have already entered the arena prior to the bell.
- 32.4.4 Horses will be permitted to enter the arena before commencement of their test if it is not accessible to enter at trot/canter.

32.5.0 JUDGES AND OFFICIALS (to be read in conjunction with Appendix DS/7)

- 32.5.1 All persons who are members of recognized panels of officials, whether Provincial, Dressage SA or FEI shall be members of Dressage SA.
- 32.5.2 For events organized by affiliated bodies for grading purposes, the use of officials on Provincial, Dressage SA and FEI authorised panels, as applicable, is obligatory, unless permission is obtained from the Provincial Committee for Provincial Competitions or the National Committee for National Events.
- 32.5.3 Judges shall be appointed by the Organizing Committee and where there is more than one judge, the judge sitting at C shall be the Ground Jury. For National Individual and Team Championships refer also to rule 35.8.0.
- 32.5.4 The use of electronic communication, including cell/mobile phones, is forbidden while judging. Alcohol should not be consumed by judges until finishing the day's judging. Scores from previous tests should not be given to the judges during an on-going class

32.6.0 JUDGING OF TESTS

- 32.6.1 All dressage competitions staged at recognized events shall be conducted, judged and marked in accordance with Dressage SA Rules for Dressage competitions or FEI rules for Dressage where the event is a CDI, CDIO or an FEI event.
- 32.6.2 Horses may be disqualified from a competition, if in the opinion of the judge(s), their performance is not up to standard.
- 32.6.3 At non-CDN status events, Prize Money shall be allocated at the discretion of the Organising Committee. Prize Money at CDN status events shall be allotted in accordance with the FEI rules.
- 32.6.4 In case of any technical failure beyond the control of the athlete that will interfere with the competition, the judge at C shall ring the bell. It is recommended that in clear cases of external disturbance, the same procedure is applied. In the case of an athlete's music failing during a Freestyle Test and in cases where there is no back-up system, the rider can, with the permission of the President of the Ground Jury, leave the arena. There should be minimum interference with the starting times of the other athletes. The affected athlete should return to complete or restart his/her test during a scheduled break in the competition or at the end of the competition. President of the Ground Jury, after conferring with the athlete, will determine when the athlete should return to the arena. It is up to the athlete whether to restart the test from the beginning or to commence from the point where the music failed. In any case the already given marks will not be changed.
- 32.6.5 If there are foreign objects in the arena that could have an influence on performance, the test has to be stopped and the Athlete can continue once the object has been removed.

32.7.0 SCORING

- 32.7.1 The Judges will award marks for each movement of the test in a range of 10 to 0. Preliminary level and Novice tests may be judged by one or more judges and an overall mark given out of 10. Young Horse tests must be judged by a panel of judges sitting together at C and an overall mark given out of 10. (see Appendix DS/9)
- 32.7.2 In the case of one Judge the points are added up to give the competitor's score.
- 32.7.3 In the case of two or more judges the totals are added together to give the competitor's score and a percentage calculated.

- 32.7.4 Penalty points are deducted from each individual judge's total.
- 32.7.5 In the event of a tie for 1st place in any class, the total of collective mark may be used to determine the winner. Should the total of the collective marks still be equal then the result will be a tie.
- 32.7.6 The scale of marks is as follows:
- | | |
|----------------|----------------|
| 10 Excellent | 4 Insufficient |
| 9 Very Good | 3 Fairly Bad |
| 8 Good | 2 Bad |
| 7 Fairly Good | 1 Very Bad |
| 6 Satisfactory | 0 Not executed |
| 5 Marginal | |

Where marks of below 6 are awarded, Judges are obliged to record their reason why the mark was given next to the movement on the test sheet.

"Not Executed" means that nothing of the required movement has been performed.

All half marks from 0.5 to 9.5 may be used for movements and collective marks.

Collective marks are awarded after the athlete has completed his performance for:

- 1 Paces
- 2 Impulsion
- 3 Submission
4. Rider (The athlete's position and seat, correctness and effect of the aids).

(Preliminary tests / Novice tests and young horse tests have different categories.)

- 32.7.7 In the event of a Judge altering a mark already awarded, the Judge shall initial such alteration, and the alteration may not be accepted by the recorder without such authorisation. No alteration may be made to marks once test sheets have been handed to the recorder, unless a mark has been omitted, or an error spotted.

All tests shall be marked in ink and signed by the judge.

- 32.7.8 When an athlete makes an error of course (takes the wrong turn, omits a movement, etc.), the President of the Ground Jury (judge at 'C') warns him, by sounding the bell. The President of the Ground Jury shows him if necessary, the point at which he must take up the test again and the next movement to be executed, then leaves him to continue by himself. However, in some cases when, although the athlete makes an error of course, the sounding of the bell would unnecessarily impede the fluency of the performance – for instance if the athlete makes a transition from medium trot to collected walk at V instead of at K, or cantering up the centre-line from A, makes a pirouette at D instead of at L – it is up to the President of the Ground Jury to decide whether to ring the bell or not.

However, if the bell is not sounded at an error of course and the test requires the same movement to be repeated and the athlete again makes the same error, the athlete is only penalized once.

The decision whether or not an error of course was made will be that of the President of the Ground Jury, the other judges' scores will be adjusted accordingly.

32.7.9 Every error of course whether the bell was sounded or not, must be penalized:

The first time by 2 points.

The second by 4 points.

The third time the competitor is eliminated.

In principle an athlete may not repeat a movement of a test unless the President of the Ground Jury decides on an error of course (rings the bell). If however, the athlete has started the execution of a movement and attempts to do the same movement again, the judge must consider the first movement only, and at the same time penalise as for an error of course.

Unnoticed error. If the Jury has not noticed an error, the athlete will not be penalized.

32.7.10 Rising & Sitting Trot

Errors made contrary to test instructions will be penalized by the deduction of two marks from those that would be awarded for each movement in which the error occurs. However, when riding FEI tests these will be counted as an error of course.

32.7.11 Elimination. (Summarizing when you eliminate and when you penalize)

- (a) Irregularity. In a case of marked irregularity, the President of the Ground Jury informs the athlete that he is eliminated. Elimination from a test, for irregularity or unevenness, incurs elimination from any further competition for the rest of the event. There is no appeal against this decision. (See also Rule 32.10.7)
- (b) Resistance. Any resistance which prevents the continuation of the test longer than 20 seconds is punished by elimination. However, resistance that may endanger athlete, horse, judges or the public will be eliminated for safety reasons, earlier than within 20 seconds. This also applies to any resistance before the entering the dressage arena.
- (c) Fall. In the case of a fall of horse and/or athlete, the athlete will be eliminated.
- (d) Leaving arena during dressage test. (as per rule 32.10.6.i) A horse leaving the arena completely enclosed and where the surrounds are between 25cm or 30cm, with all four feet, during a dressage competition between the time of entry and the time of exit ~~at A~~, will be eliminated.
- (e) Outside assistance. Any outside help by voice, signs, etc. is considered an illegal or unauthorised assistance to an athlete or to his horse. An athlete or horse receiving positive assistance must be eliminated.
- (f) Whip. In events where the whip is prohibited and the whip is carried longer than three movements.
- (g) Other reasons for Elimination may also be:
 - Horse and rider combination not being able to fulfil the requirements of the level.
 - The performance is against the welfare of the horse.
 - Horse and rider combination not entering the competition arena within the specified starting time. Except where a valid reason thereto has been informed to the Judge at C, valid reason may be losing a shoe etc.
 - Bleeding: If the Judge at C suspects fresh blood anywhere on the horse during the test, he will stop the horse to check for blood. If the horse shows fresh blood, it will be eliminated. The elimination is final. If the Judge through examination clarifies that the horse has no fresh blood, the horse may resume and finish its test. If the horse is eliminated pursuant to the above, the decision is not subject to appeal.

- Welfare: In an event where the Athlete is completing two consecutive tests, a horse eliminated in the first arena for welfare reasons (irregularity, blood, performance) may not compete in the second arena.

32.7.12 Penalty Points.

The penalty points are deducted on each Judge's sheet from the total points obtained by the athlete. The following are considered as penalties for the deduction of points:

Penalties

Error of course

First error 2 Points

Second error 4 Points

Third error Elimination

Penalty (not cumulative) for the following

All of the following are considered penalties ~~errors~~, and two (2) points will be deducted per occurrence ~~error~~, but they are not cumulative and will not result in Elimination (including for Freestyle tests):

32.7.12.1 Entering the space around the arena with whip (when a whip is not permitted)

32.7.12.2 Entering the dressage arena with whip (when a whip is not permitted)

32.7.12.3 Not entering the arena within 45 seconds after the bell

32.7.12.4 Entering the arena before the sound of the bell

32.7.12.5 In the Freestyle, entering the arena after more than 30 seconds of music

32.7.12.6 Entering the Dressage arena with a whip or with boots/bandages on the Horse's legs or with discrepancy in dress (e.g. lack of gloves). If the test has already started before the discrepancy has been noticed, the Judge at C stops the Athlete and if needed and possible, an assistant may enter the arena to remove the item(s). The Athlete then continues the test, either starting from the beginning (from the inside of the fence) or from the movement where they were stopped. The marks given before they were stopped are not changed

32.7.12.7 Using voice or clicking the tongue repeatedly

32.7.12.8 Athletes not taking the reins in one (1) hand at the salute

32.7.12.9 Penalty points for FEI tests shall be awarded as stipulated on the tests. Errors of course (Art 430.6.1) are penalised:

First error – 2 percentage points

Second error – Elimination

For Young Horse tests, Children, Pony Riders and Junior tests, the deduction shall be:

First error – zero point five (0.5) percentage point

Second error – one (1.0) percentage point

Third error – Elimination

Two (2) points to be deducted per other error

32.8.0 SCORE SHEETS

- 32.8.1 Judges' Score sheets shall be available to athletes after the final result of the competition has been announced.
- 32.8.2 In the event of an objection being lodged the applicable score sheets must be returned to the judges.
- 32.8.3 Judges' score sheets shall be completed, audited and signed prior to being handed to athletes as defined in rule 32.8.1.
- 32.8.4 It is the Judge's responsibility to ensure that each score sheet has his/her name or identification symbol stated on the sheet, that every movement has a mark, that errors of course penalties have been correctly recorded and that each sheet bears his/her signature. (See rule 32.7.7).

32.9.0 TIME

- 32.9.1 Only Freestyle tests are timed. The time shown on other test sheets is for information only. (See Appendix DS/6 – Freestyle rules).

32.10.0 RIDING OF TESTS

- 32.10.1 Salute: The Athlete must take the reins in one hand at the salute. The athlete must drop one hand in the salute to the judge. A whip, if carried, will be held in the rein hand. Failure to comply with these requirements will be penalized by the deduction of two marks from those that would have been awarded for the movement. The deduction of the two marks is not counted as an "Error of Course" penalty. Athletes must take the reins in one (1) hand at the salute.
- 32.10.2 Falls: In the case of a fall of horse and/or rider the athlete will be penalized by elimination.
- 32.10.3 Voice: The use of the voice in any way whatsoever or clicking of the tongue once or repeatedly is a serious fault, involving the deduction of at least 2 marks from those that would have been awarded for the movement where this occurred.
- 32.10.4 Resistance: Any resistance which prevents the continuation of the test for longer than twenty (20) seconds is penalized by elimination.
However, resistance that may endanger athlete, horse, judges or the public will be penalized by elimination for safety reasons earlier than within twenty (20) seconds.
- 32.10.5 Dismounting: An athlete who dismounts in the arena, without a reason acceptable to the Jury, shall be eliminated.
- 32.10.6 A horse leaving the Arena with all four feet during the test will incur the following penalty:
Elimination:
- if the horse leaves a fully enclosed arena with a surround of a minimum of 25cm
No points for the current movement:
- if the horse leaves an arena at an opening at A,

- if the horse leaves an arena, with a surround lower than 25cm,
- if the horse leaves an arena that is not completely enclosed.

On completion of the test, the exit must be made at A in the manner in which the test determines.

32.10.7 Lameness:

In the case of marked irregularity or unevenness as decided by the President of the Ground Jury, the president of the Jury informs the Athlete that he is eliminated. There is no Appeal against this decision. If, however the horse shows intermittent irregularity or unevenness, the Athlete, will be allowed by the President of the Ground Jury (i.e. the Judge positioned at C) to complete the test, providing no distress is seen in the horse by the President of Jury. The intermittent irregularity or unevenness will be penalized with a mark of 4 for each movement in which the intermittent irregularity or unevenness is observed by the President of the Ground Jury. Elimination from a test, for irregularity or unevenness, incurs elimination from any further competition for the rest of the event. (Refer also to 32.7.11)

32.10.8 Riding out of Order: See DSA Rules 31.3.5

32.10.9 Commencement: An athlete may ride, not more than twice, around the arena before the bell is sounded. After the sound of the bell, the athlete must enter the arena as soon as possible. Exceeding 45 seconds before entering the arena after the bell has sounded will entail a penalty of two (–2) marks. The same applies to an athlete who enters the arena at A before the signal has been given. The Judge at C is responsible to time this and to ring the bell at a point where the horse is close enough to A to comply with this. In the event that the Horse starts to defecate or urinate, the clock will be stopped until the horse is ready to continue at which point the clock will be restarted.

32.10.10 Retirement: If an athlete retires from a test, he/she must inform the judge of this intention by raising a hand or saluting.

32.10.11 Broken tack: The Judge's discretion should be used concerning broken tack. The comfort of the horse and the safety of the athlete should be the main concerns, but time-consuming repairs cannot be allowed. Assistance by a third party whether the athlete is mounted or dismounted may be authorised at the Judge's discretion.

32.10.12 Accuracy at markers: In a movement which must be carried out at a certain point of the arena, it should be done at the moment when the athlete's body is above this point, except in transitions where the horse approaches the letter from a diagonal or perpendicular to the point where the letters are positioned. In this case, the transitions must be done when the horse's nose reaches the track at the letter so that the horse is straight in the transition.

32.10.13 Extreme weather conditions: During extreme weather conditions or other extreme situations the President of the Ground Jury may ring the bell for interruption of the test. The affected athlete should return to complete his test when conditions so permit. It is up to the athlete whether to restart the test or commence from the point at which the interruption occurred. In either case the marks already given will not be changed. See 32.6.4. In extreme heat conditions with temperatures above 35°C, competitors will be permitted to ride without jackets and the Organising Committee may consider changing riding times wherever possible.

SECTION 33

Failure to comply with any part of Section 33 shall result in elimination.

33.1.0 SADDLERY AND DRESS

33.1.1 Saddles

Dressage Saddles which must be close to the horse and have long, near-vertical flaps are compulsory from Elementary Medium level upward. General purpose saddles may be used up to Elementary in the lower grades. ~~Jumping or showing saddles may be used up to Novice. Western saddles are not allowed.~~ Stirrup leathers and stirrups are compulsory, are to be attached to the saddle and used in the conventional way. Stirrups can be made from iron, aluminum, plastic or composite materials. Only stirrups which are not attached to the Athlete by e.g. enclosing the foot or being magnetic, are allowed.

33.1.2 Numnahs or Saddle Cloths are permitted and should be neat and not larger than necessary. Gel, air, foam or Sheepskin pads may be used under saddles.

33.1.3 Saddle covers are NOT permitted. (e.g. Sheepskin or similar covering). See also rule 33.5.0.

33.1.4 Breastplates and neck straps are permitted but may not be used for events run under FEI rules. Cruppers on ponies are permitted but may not be used for events run under FEI rules.

33.2.0 PERMITTED BRIDLES

33.2.1 (a) Except where permitted in term of these rules bridles shall be as per instruction on the official tests. Padding is allowed on bridles both under the bridle and stitched into the leather. See Appendix DS/3 for more permitted bridles.

(b) Bitless bridles are not permitted.

33.2.2 PERMITTED BITS

All bits permitted by the FEI Dressage Rules are allowed depending on the test ridden. Bits or materials specifically disallowed by FEI will not be allowed.

(a) In addition, any other bits illustrated in Appendix DS/4 which are not in the FEI Dressage Rules are permitted for non FEI classes. No other bits will be allowed.

(b) Bit guards are NOT permitted.

(c) The diameter of snaffle bits is measured either against the outer loose ring, or at the beginning of the radius on egg butt and similar snaffles. The diameter of the mouthpiece of the bridoon must be such so as not to hurt the horse. Pelhams with connectors are allowed for Prelim and Novice Tests for Pony Riders and Children only. The Curb Chain must lie flat in the curb groove (using a lip strap to keep it there if required) and adjusted to allow the shank to rotate to 45 degree to lip line. (Appendix DS/3 p.71).

(d) When using a double bridle, the Curb bits must be made of metal or rigid plastic and may be covered with rubber/latex. Lip strap and rubber or leather cover for curb chain is optional (see plates and captions). Curb chains can be made of metal, leather or rubber.

(e) The lever arm of the curb bit is limited to 10cm (length below the mouthpiece). If the curb has a sliding mouthpiece, the lever arm of the curb bit below the mouthpiece should not measure more than 10cm when the mouthpiece is at the uppermost position. The upper cheek must not be longer than the lower cheek.

- (f) It is acceptable that there will be variations in the manufacture of the examples, but the rule in regard to variations in manufacture should be interpreted with the intention that the welfare of the horse, together with the best schooling principles, should be the only consideration.
- (g) Snaffle, Bridoon and curb bits must have a smooth surface. Twisted and wire bits are prohibited. Bits must be made of metal, ~~rigid plastic~~, or durable plastic synthetic material or flexible rubber. ~~and Bits~~ may be covered with rubber/latex. Bits must not place mechanical restraint upon the tongue. The diameter of the mouthpiece of the bridoon/snaffle and/or curb must be such so as not to hurt the Horse. Minimum diameter of mouthpiece to be twelve millimetres (12 mm) for curb bit, and ten millimetres (10 mm) for bridoon bit. Snaffles must have a minimum diameter of twelve millimetres (12 mm) for horses and ten millimetres (10mm) for Ponies. The diameter of the mouthpiece is measured adjacent to the rings or the cheeks of the mouthpiece.

33.2.2.1 Snaffle Bits – snaffle bits are permitted when the use of a double bridle is not required.

- a) Snaffle bits may be used with loose ring, D-Ring, Eggbutt and hanging cheeks. Single or double jointed snaffles may also be used with upper or lower cheeks, full cheeks or Fulmer cheeks. Loose rings may have a sleeve fitted around part of the ring.
- b) Flexible rubber or synthetic mouthpieces are permitted.
- c) A snaffle may have up to two (2) joints. A barrel or ball joint is permitted as the centre link in a double jointed snaffle, however, the surface of the centre piece must be solid with no moveable parts other than a roller. The centre link may be tilted in a different orientation from the mouthpiece but must have rounded edges and may not have the effect of a tongue plate.
- d) A double jointed snaffle or snaffle with rotating mouthpiece may be shaped to allow tongue relief. The maximum height of the deviation is 30mm from the lower part of tongue side to the highest part of the deviation. The widest part of the deviation must be where the mouthpiece contacts the tongue and must have a minimum width of 30mm. The mouthpiece of a jointed or unjointed snaffle may be shaped in a curve within the dimensions specified above.

33.2.2.2 Bridoon bits – a bridoon bit is defined as a snaffle bit that is used together with a curb bit to form a double bridle.

- a) Bridoons may be used with loose ring and eggbutt cheeks.
- b) Bridoons must have one (1) or two (2) joints. A barrel or ball joint is permitted as the centre link in a double jointed bridoon, however, the surface of the centre piece must be solid with no moveable parts other than a roller. The centre link may not have the effect of a tongue plate.
- c) Bridoons where the centre link(s) of the bit can lock and have the effect of a mullen mouth snaffle are not permitted.
- ~~d) Flexible rubber/synthetic bridoons are not permitted.~~

33.2.2.3 Curb Bits

- a) The length of the lever arm below the mouth piece of the curb bit is limited to ten centimetres (10 cm). The upper cheek must not be longer than the lower cheek and must not exceed five centimetres (5 cm). If the curb has a sliding mouthpiece, the lever arm of the curb bit below the mouth piece should not measure more than ten centimetres (10 cm) when the mouth piece is at the uppermost position.
- b) Curbs may have straight or S-shaped cheeks. They may have rotating lever arms.
- c) The mouthpiece may be straight or shaped to allow tongue relief. The maximum height of the deviation is 30mm from the lower part of tongue side to the highest part

of the deviation. The widest part of the deviation must be where the mouthpiece contacts the tongue and must have a minimum width of 30mm.

- d) Curb chain can be made of metal or leather or a combination. Cover for curb chain can be made of leather, rubber or sheep skin. Curb chain hooks can be fixed or not fixed. Lip strap and rubber, leather or sheepskin cover for curb chain are optional.

33.2.3 NOSEBANDS

- (a) Either a dropped noseband or a cavesson as illustrated in Appendix DS/3 may be used with a snaffle bridle, but not both. A cavesson noseband, whether used with a snaffle or double Bridle, may never be so tightly fixed as to harm the horse, and an official, when requested by the President of the Ground Jury or the Organizing Committee, must be able to fit two fingers easily in the space between noseband and the horse's nasal planum. The decision of the President of the Ground Jury shall be final. Pony riders using a Pelham may only use a cavesson noseband.
- (b) A Mexican noseband or Crossed/Flash noseband as illustrated in Appendix DS/3 is also permitted with a snaffle bridle.
- (c) See Appendix DS/4 for more permitted nosebands.

33.3.0 WHIP/SPURS

- 33.3.1 ~~Adult, Junior, Children and Pony Riders.~~ In the Individual South African Championship classes and Individual Freestyle classes, whips are not permitted for Adult Riders. This only applies to the Championships at the highest grade ~~in each Age Category~~. In this instance the whip is to be dropped outside of the arena enclosure and horse and rider may not circle the arena carrying a whip before commencement of the test. Failure to do so will result in 2 penalty points being deducted (refer also to 32.7.11). In events where the whip is prohibited and the whip is carried longer than three movements, the athlete will be eliminated (refer also to 32.7.11).

- 33.3.2 Whips are not permitted at CDI Status Shows nor the FEI WD Challenge Classes. Whips are not permitted in shows or classes held under FEI Rules.

- 33.3.3 Whip length may not exceed a total maximum length of 120cm (including the tassle) and for Pony Riders and Children total maximum length is 100cm (including the tassle).

- 33.3.4 The use of one whip, as above, in the practice area is allowed at all events.

- 33.3.5 Only the rider when riding, walking, leading or lungeing a horse (standard length lunge whip allowed), is allowed to carry a whip (maximum 1.20 cm) anywhere on the showground. The groom may also walk, lead and lunge a horse as above. Other parties are allowed to carry a whip, provided it is not in connection with the training of the horse.

- 33.3.6 Crops and showing canes are not permitted to be carried when riding a test. Pony riders and Children are allowed to use crops in the DSA Preliminary and Novice tests.

- 33.3.7 Spurs are allowed for Adults and Juniors in all classes and must be made of metal. The shank must be either curved or straight pointing directly back from the centre of the spur when on the rider's boot. The arms of the spur must be smooth. If rowels are used, they must be blunt/smooth (no sharp edges) and free to rotate. Horizontal and vertical round ball spurs are allowed for Adults and Juniors. See Appendix DS/3 for rowels.

Metal spurs with round hard plastic knobs are allowed

("Impuls" spur). "Dummy" spurs with no shank are allowed.

- 33.3.8 Children and Pony Riders: Spurs are optional but if used only blunt metal spurs no longer than 3 ½cm (3.5cm) are allowed. Rowels on spurs are not permitted. The length is measured from the boot to the tip of the spur

- 33.3.9 Gooseneck spurs are permitted. Smart Clix spurs are permitted.

33.4.0 IDENTIFICATION NUMBERS

Identification. Each horse keeps the same identification number throughout the event as provided by the Organizing Committee upon arrival. It is compulsory that this number be worn always by the horse whenever it leaves the stables, so that it may be identified by all officials including the stewards. Failure to display this identification number incurs first a warning and, in case of a repeated offence, a fine will be imposed on the rider by the Ground Jury or the Appeal Committee. This number will always be displayed on the left side, either on the bridle or the numnah, if the horse is being ridden, or the bridle/halter if the horse is being hand walked. The number should not be displayed on any part of the rider's clothing.

33.5.0 PROHIBITED SADDLERY IN THE ARENA

33.5.1 In addition to the items of saddlery and/or equipment described as permitted or prohibited under Rules 33.1.1 to 33.3.4, the following items of saddlery and/or equipment are listed as prohibited.

Martingales, bit guards, nasal strips, magnetic stirrups and any kind of gadget (such as bearing, side, running or balancing rein etc.) ~~any kind of boots or bandages~~ and any form of blinkers, are disallowed under penalty of elimination. Breastplates and neck straps are allowed with the exception of events run under FEI Rules, and except where the Para Rules allow otherwise.

33.5.2 Notwithstanding that contained in 33.5.1 (i) the President of the Ground Jury may authorise the strapping up of a wound with Elastoplast or similar.

33.5.3 Any decoration of the horse with extravagant items such as ribbons or flowers etc. in the tail is strictly forbidden. Normal plaiting of the horse's mane or tail, however, is allowed. False tails are permitted only with prior permission ~~from the President of the Ground Jury~~ in writing from DSA, valid for one year. False tails may have no metal parts.

33.5.4 Ear hoods are permitted for all events. However, ear hoods must not cover the horses' eyes. Ear plugs are not permitted, with the exception of prize-giving.

33.5.5 Nose Nets

- (a) Only permitted to be used in competitions on approval by the President of the Ground Jury.
- (b) The nose net must be made of transparent material and not cover the mouth or bit.

33.5.6 Conditions of participation for Para-equestrian athletes: Following approval by the Dressage SA council, athletes are allowed to compete in Dressage SA Dressage Competitions using compensatory aids according to their respective degree of disability as defined by Dressage SA / FEI PE ID card or the International Paralympic Equestrian Committee (IPEC). Any such applications for participation in Dressage SA Dressage events must be approved by the Dressage SA Council prior to entry. Each case will be considered individually and once approved need not be submitted again unless the aids are changed.

33.5.7 Earphones and other electronic communication devices are strictly prohibited and such usage is penalized by elimination. Earphones and similar devices are however allowed during training and warm up.

33.5.8 The use of Triangular or Double Sliding Reins are prohibited in all DSA tests.

33.6.0 EXERCISING AND/OR WARMING UP AT AN EVENT

33.6.1 While exercising any horse at a recognized event, only a permitted snaffle or simple double bridle may be used. Ponies or Horses competing in Pony Rider or Children preliminary classes may be ridden in a Pelham with rein connectors. (See Appendices DS/4 for description of bits).

33.6.2 Whilst exercising, boots, bandages, breastplates and neck straps are permitted to be worn. Side reins may be used **ONLY** when lungeing (un-ridden) but **NOT** bearing, running or balancing reins of any kind, neither are lunge lines attached from girth or any part of the saddle or surcingle permitted (i.e. Only one lunge line is allowed). Single direct side reins or double sliding reins (triangle) are permitted but may only be used with snaffle bridles (see appendix DS/3). Rainproof saddle covers may be used to protect saddles from rain. The use of more than one whip anywhere on the show grounds shall not be permitted.

Lungeing may only be done in areas not designated for riding.

33.6.3 Exercising or warming up in anything other than the permitted saddlery shall entail elimination of both horse and rider from the event.

33.6.4 All athletes when mounted, must wear protective headgear secured by a three-point harness, at all times.

33.7.0 CHECKING SADDLERY

33.7.1 It is recommended that a steward is appointed to check saddlery of each horse immediately after it completes the test, except at National Status Shows where random checks will be compulsory. Any discrepancies must be reported to the judge at C and if confirmed will entail immediate elimination. The checking of the bridle must be done with the greatest caution as some horses are very touchy and sensitive about their mouths. The steward must wear surgical/protective gloves for this function which are sanitized or exchanged between each horse.

33.8.0 DRESS AT ALL RECOGNISED EVENTS

See Appendix DS/5.

33.9.0 SCHOOLING OF HORSES AT NATIONAL INDIVIDUAL AND TEAM CHAMPIONSHIPS, FEI EVENTS & THE DRESSAGE SA CHALLENGE

On no account and under penalty of disqualification, may any horse take part in any class at a National Championship as defined in appendix GR/C of the General Regulations, the Dressage SA Challenge or events run under FEI rules, which has been schooled under saddle by anyone other than the athlete concerned or athletes (in event of more than one athlete or substitution), from the start of the day of the event until after the last class in which that horse is entered. It should be noted that the FEI Challenge has special rules in this regard.

SECTION 34

GRADING

34.1.0 Grading of Horses and Ponies

34.1.1 Horse Grades shall be known as:

Adult Competitions	N	E	EM	M	ADV	<u>SMALL TOUR (ST)</u> Prix St George Inter I Inter I Freestyle	<u>MEDIUM TOUR (MT)</u> Inter A Inter B Medium Tour Freestyle	<u>BIG TOUR (BT)</u> Inter II Grand Prix Grand Prix Special Grand Prix Freestyle
JUNIOR ATHLETES	JN	JE	JEM	JM	JADV	<u>SMALL TOUR (JST)</u> Prix St George Inter I Inter I Freestyle	<u>MEDIUM TOUR (JMT)</u> Inter A Inter B Medium Tour Freestyle	<u>BIG TOUR (JBT)</u> Inter II Grand Prix Grand Prix Special Grand Prix Freestyle
PONY RIDER ATHLETES	PR N	PR E	PR EM	PRM				
CHILDREN ATHLETES	CN	CE	CEM	CM				

34.1.2 Points shall be awarded on the following basis irrespective of the number of starters or prizes awarded

Applicable to All Grades

% attained in test	Points awarded
60 % to 64 %	1
65 % to 69 %	2
70 % to 74 %	3
75 % and above	4

A horse shall be upgraded when it has accumulated the number of points as agreed and laid down under rule 34.1.3.

34.1.3 **[Note: there will be a change to this rule which is being discussed and will be phased in during 2023]**

The classification of the horse may at any time be changed by the owner in writing provided that the horse is only allowed to compete in one South African Championship in any calendar year.

- i. A Grade N or CN horse or PRN pony may be upgraded when it has accumulated a minimum of 10 points gained in N tests or in any higher tests in which it is eligible to compete. A Grade N or CN horse or PRN Pony shall be upgraded when it has accumulated a maximum of 100 points as described above.
- ii. A Grade E or CE horse or PRE Pony may be upgraded when it has accumulated a minimum of 10 points gained in E or in any higher tests in which it is eligible to compete. A Grade E or CE horse or PRE pony shall be upgraded when it has accumulated a maximum of 100 points as described above.

- iii. A Grade EM or CEM horse or PREM pony may be upgraded when it has accumulated a minimum of 10 points gained in any EM test or in any higher tests in which it is eligible to compete. A Grade EM or CEM horse or PREM pony shall be upgraded when it has accumulated a maximum of 100 points as described above.
- iv. A Grade M may be upgraded when it has accumulated a minimum of 10 points gained in Medium tests or in any higher tests in which it is eligible to compete. A Grade M or horse shall be upgraded when it has accumulated a maximum of 100 points as described above.
- v. A horse Graded ADV may be upgraded to ST (Small Tour) when it has accumulated a minimum of 10 points gained in Dressage SA Advanced tests
- vi. A horse graded ST may be upgraded to MT (Medium Tour) when it has accumulated a minimum of 10 points gained in FEI Small Tour Tests
- vii. A horse graded MT may be upgraded to BT (Big Tour) when it has accumulated a minimum of 10 points gained in FEI Medium Tour Tests
- viii. Points gained by PRM ponies or CM horses will be recorded for future ranking purposes
- ix. However, a horse or pony that has accumulated 100 points as described above may, on written request of the registered owner to and with the approval of the Provincial Committee, remain in its present grade for a further year. Re-application to remain in the same grade must be made in writing before 1 August each year.
- x. Horses may compete at or below their current grade but not above their current grade from Advanced upwards.
- xi. No penalty will be imposed when competing below a grade in FEI classes.

34.1.4 GRADING OF TESTS

All tests currently recognized as Dressage SA, FEI or FEI World Dressage Challenge tests shall be graded, also Freestyles, but excluding Preliminary tests, Young Horse Tests, Derby or special tests.

34.1.5 COMPETING IN MORE THAN ONE GRADE

- i. In addition to competing in its own grade, unless otherwise stated in the schedule, a horse may compete in one grade higher than that in which it is registered. Any points gained will be recorded in the horse's own grade.
- ii. A horse may compete in one grade lower than that in which it is registered. It will score 95% of the score achieved unless otherwise stated in the schedule and will receive no grading points. Under these circumstances the entries will be included in the total number of the starters used to establish pools and the number of prize.
- iii. In all championship competitions, horses may only compete in the grade in which they are currently registered. An "O" athlete may ride the horse in any higher grade than the horse's grade subject to rules 34.9.0 and 34.10.6.

34.1.6 A horse/Pony:

- i. may not compete in more than two grades at any one event unless otherwise provided for in the schedule
- ii. may not compete in more than two tests of any grade per day including a freestyle up to and including Elementary Medium level.

- iii. may only compete in one DSA Medium level test, Advanced level test or FEI Small Tour and above tests per day regardless of whether the show is run under DSA or FEI rules or not.
- iv. if a horse competes in a test at Medium level or above, it may not compete in any other level of test on the same day at any event.

34.2.0 HORSE GRADING POINTS

- 34.2.1 Points shall be awarded on the following basis irrespective of the number of starters or prizes awarded: - See Rule 34.1.2

34.3.0 POINTS FOR UP-GRADING

- 34.3.1 Grading points shall be awarded as specified in rule 34.2.1 provided the requirements of 34.1.2 is met

34.4.0 DOWN-GRADING

- 34.4.1 On written application by the registered owner/guardian, and with the consent of the Provincial Committee concerned, a horse is downgraded without points.
- 34.4.2 A horse will be downgraded from Big Tour to Medium Tour with no points and, from Medium Tour to Small Tour with no points, if the horse gains 54 % or less in three competitions within one registration year. Should the horse gain 54 % or less in a competition where the horse is the only competitor, no prize money, rosettes or any associated sponsor's gifts will be awarded.

34.5.0 DOWN-GRADING ON CHANGE OF OWNERSHIP AND/OR RIDER

This section is designed to assist the young, as well as inexperienced, rider on a new horse to compete at the rider's level of competency. It will allow riders to compete on 'school masters' and thereby learn and improve their own standards.

- 34.5.1 In the event of a change of ownership of a horse (or pony) a written application signed by the new owner may be made to the Provincial Committee to down grade the horse to any grade lower than that in which it is currently registered. The application must be made simultaneously with the registration of the change of ownership. The Provincial Dressage Committee at its discretion and based on the findings of the Provincial Dressage Committee shall grant or disallow the downgrading, on the understanding that the horse may only be ridden by the new owner in this grade.
- 34.5.2 In the event of the change of the rider of a horse (or pony) a written application signed by the registered owner may be made to the Provincial Dressage Committee to down grade the horse to any grade lower than that in which it is presently registered. The Provincial Dressage Committee at its discretion and based on the findings of an investigation by the Provincial Dressage Committee shall grant or disallow the downgrading.
- 34.5.3 A horse that is downgraded in terms of 34.5.1 or 34.5.2 will be downgraded without points in that grade.
- 34.5.4 In the context of downgrading in terms of 34.5.1 or 34.5.2 a written application may be made for the cancellation of all points attained by a novice horse.
- 34.5.5 If the downgrading is disallowed by the Provincial Dressage Committee, the registered owner may appeal to the Chairman of the Provincial Dressage Committee, who will appoint an arbiter to assess and make a recommendation, which shall be binding.

34.6.0 RECLASSIFICATION TO HIGHER AGE GROUP

This section is no longer relevant as horses are not classified. Horses merely retain their grade and point standings.

34.7.0 GRADING OF IMPORTED HORSES

In the case of OPEN athletes, on importation of a horse, a record of that horse's achievement is to be provided by the owner in support of the grade into which the horse is to be placed. In the absence of a performance record, the bona fide athlete/owner may select the grade. Where the grade chosen proves to be inappropriate then the horse/athlete combination must be assessed by an evaluation panel appointed by the DSA Council. In the event of a change of the bona fide athlete within a period of two years, the new combination of horse and athlete may be reassessed in the same manner.

If the imported horse is to be ridden by a Standard athlete, then rule 34.10.5 will apply i.e. the horse may be ridden in the highest grade achieved by the standard rider.

34.8.0 PONIES/HORSES DEFINITION

Ponies are ponies as defined in the Dressage SA Regulations. 31.5.2.
Horses measuring 1.48 and under may not be ridden in Junior or Adult Derby Classes where riders are required to change horses.

34.9.0 AGE OF HORSES/PONIES

34.9.1 Horses may take part, provided they are aged

- 4 years and over, in grades Preliminary to Advanced level;
- 7 years and over, in Small Tour
- and 8 years and over in Medium Tour tests and freestyle, and Big Tour tests and freestyle.

34.9.2 The age is counted from 1st August for Southern Hemisphere.

34.9.3 Young horse tests are open to 4 to 7-year-old horses.

34.10.0 ATHLETE GRADING

34.10.1 All athletes are automatically graded "S" (Standard). They will be graded S Prelim, or S Novice or S Elementary etc. according to the highest grade they have ridden.

34.10.2 An athlete may ride in up to their own grade or one grade higher as per the grading for the horse.

34.10.3 Adult and Young Rider athletes may apply for "O" status (Open) once they have produced proof that they have achieved 64% or above on any horse, at a DRESSAGE SA recognized event in FEI Small Tour, FEI Medium Tour and FEI Big Tour tests on at least three occasions/tests (not Freestyles) in Adult or Young rider classes. "O" status will be reassessed every second year.

- 34.10.4 An “O” athlete may apply to be re-graded as an “S” athlete if they have not competed at Advanced or higher for a period of three years.
- 34.10.5 If an “S” athlete imports a horse which has competed at a higher level or buys a horse locally that has been graded higher than their own grade, they may apply to re-grade the horse to the highest grade that they have ridden and take the horse through the grades as described in these rules or they may apply to the provincial committee to ride at the proven grade of the horse or any lower grade for a maximum of three tests and provided they achieve at least 60 % they may be graded to ride at that level. If an “O” athlete imports a horse, then rule 34.7.0 applies.
- 34.10.6 An O athlete may ride a horse at the horse’s grade or any grade higher at any DSA recognised event, provided it complies with rule 34.9.0.
- 34.10.7 If the O athlete achieves 65% or above at two DSA recognised shows, then the horse may be upgraded to the grade where it achieved the points. The horse will be registered in this grade upon request by the owner.
- 34.10.8 An O Athlete may not compete a horse in less than one grade above its registered grade if it has achieved points in two grades higher or above than its registered grade. For example, an “O” Athlete may not compete a Novice horse in Novice or Elementary if the horse has points in any grade higher than Elementary.
- 34.10.9 A horse that is ridden outside of its grades by an “O” athlete that it would normally be allowed to compete in, will not accumulate any points for that test in its own grade, but will attract points to the horse/athlete combination in the higher grade.
- 34.10.10 An organising committee may offer in their schedule a restricted class for certain grade of athletes provided a separate class or classes are held for the other grade of athletes.
- 34.10.11 An organising committee is not allowed to override an existing rule in any competition. A schedule should not be allowed to restrict something that is allowed in the rules.

34.11.0 INTERNATIONAL LICENSE REGULATION

34.11.1 International license to compete at international FEI events

34.11.1.1 To obtain an international license the applicant needs to demonstrate a track-record of competition at National Level.

34.11.1.2 The license will be provided according to the level of competition and grade attained by the rider (e.g. Small Tour, Medium Tour, Big Tour, Young Horses and Para Dressage).

34.11.1.3 The minimum qualifying score in the license grade must be two scores greater than 64% by two judges and as an average from all the judges in the competition, within 18 months of the application.

34.11.2 The application for an international license should be made to Dressage South Africa for verification, following successful review support will be provided for the application to the South African Equestrian Federation.

SECTION 35

THE ADULT, YOUNG RIDER, JUNIOR, CHILDREN AND PONY RIDER INDIVIDUAL DRESSAGE CHAMPIONSHIPS OF SOUTH AFRICA

CROSS REFERENCE AND APPLICATION (see Section [09](#) of the SAEF General Regulations)

35.1.0 QUALIFICATION OF RIDERS

- 35.1.1 In the Adult Championship, riders shall be Adults as defined in the Dressage SA rules Section 31.4.0
- 35.1.2 In the Young Rider Championship, riders shall be Young Riders as defined in the Dressage SA rules Section 31.4.0
- 35.1.3 In the Junior Championship, riders, shall be Juniors as defined in the Dressage SA rules Section 31.4.0
- 35.1.4 In the Pony Rider Championship, riders, shall be Pony Riders as defined in the Dressage SA rules Section 31.4.0
- 35.1.5 In the Children Championship, riders, shall be Child Riders as defined in the Dressage SA rules Section 31.4.0
- 35.1.6 Only riders from the FEI Group IX countries may participate at these events.

35.2.0 QUALIFICATION OF HORSES

- 35.2.1 In the Adult National Championship entries shall be restricted to Grade Adv horses [and higher](#).
- 35.2.2 In the Young Rider, Junior, Children and Pony Rider Championships entries shall be restricted to the top qualified 15 competitors, and restricted to Horses/Ponies graded E or PRE or above.
- 35.2.3 One warm up and one qualifying competition shall be staged at the Championship Event (see rule 35.4.0). The qualifying competition will be split into separate pools should there be 25 or more athletes, and the top 15 horses selected for the final Championship. [For all Championship events, warm up classes shall be optional. For all qualifying classes, should there be less than 15 entries at closing date, the qualifier shall also become a warm up.](#) In the event of a tie for 15th place, all ties shall be allowed to compete in the Championship. The horse and rider combination must be the same for the qualifying competitions and the Championship. The same jury should judge all pools and the competition may be run over more than one day. If this is not possible where there are large volumes of qualifiers, a suitable formula should be worked out and approved by the Provincial Dressage Committee for pools with different judges. The jury must be in accordance with 35.8.0.

35.3.0 ENTRIES (See SAEF General Regulations Rule 09.8.0)

35.3.1 The Championships shall not be classified as official, nor the trophy and medals awarded unless at least 3 starters for all Individual Championships.

35.3.2 Entry Forms. (See SAEF General Regulations Rule 09.9.0)

35.4.0 COMPETITIONS PRIOR TO THE CHAMPIONSHIP

The Organizing committee staging the Adult, Young Rider, Junior, Children or Pony Rider National Dressage Championship shall include in their event programme, prior to that Championship, at least two other dressage competitions for which horses entered in the Championship shall be eligible to compete. For Medium and above horses one warm-up competition is sufficient. Where qualification is necessary, one of these competitions shall be qualifying competitions (see rule 35.2.3) except from Medium up where one qualifying competition is sufficient. For all Championship events, warm up classes shall be optional. For all qualifying classes, should there be less than 15 entries at closing date, the qualifier shall also become a warm up.

For Medium Tour and Big Tour, no horse shall compete more than two days in a row at the South African Championships.

By way of explanation, should this event have more than two classes, there must be an off day.

35.5.0 PRIZE MONEY AND AWARDS

35.5.1 (a) Adult Dressage Championship:

Prize money of at least R2000,00 for the Individual Championship shall be provided by the Organizing committee staging the Championship.

(b) Young Rider Dressage Championship:

Prize money of at least R1000,00 for the Individual Championship shall be provided by the Organizing committee staging the Championship

(c) Junior Dressage Championship:

Prize money of at least R1000,00 for the Individual Championship shall be provided by the Organizing committee staging the Championship.

(d) Pony Rider Dressage Championship:

Prize money of at least R1000,00 for the Individual Championship shall be provided by the Organizing committee staging the Championship

(e) Children Dressage Championship:

Prize money of at least R1000,00 for the Individual Championship shall be provided by the Organizing committee staging the Championship

(f) Adult Freestyle Individual Championship:

Prize money of at least R2000,00 for the Individual Championship shall be provided by the Organizing committee staging the Championship

35.5.2 In addition to the trophy and medals awarded by the Federation other tokens and prize money may be awarded by the Organizing Committee.

~~35.5.3 The VAT should be subtracted from the levies, and then be equally divided between DSA and the province;~~

35.5.4 Prize money per placing and per class shall be published on the final program at all graded shows.

35.6.0 THE TEST

The test shall be of the required standard and approved by the National Dressage Committee and shall be ridden from memory (See rule 32.2.1).

The Organizing Committee, in conjunction with their Provincial Dressage Committee, shall advise all Provincial Dressage Committees of the reference number of the Test/s which shall be ridden in the Show Schedule.

35.7.0 THE ARENA

See rule 32.3.0. An adequate practice area with a similar surface should be provided.

35.8.0 THE JURY (See also rule 32.5.0 and Appendix DS/7)

35.8.1

- (a) Adult Championship. The Jury shall consist of a minimum of three but ideally five judges, three of which must be from the National "A" Panel or above and the remaining two from the National "B" Panel. No more than two judges should be resident in any one province where five judges are appointed. Where three judges are used they should each reside in different provinces.
- (b) Young Rider, Junior, Children and Pony Rider Championship. The jury shall consist of a minimum of three but ideally five judges from the National "A" or "B" Panels or above. At least 2 judges should be from the National A Panel. No more than two judges should be resident in any one province where five judges are appointed. Where three judges are used they should each reside in different provinces.
- (c) Visiting foreign judge/s may replace a National "A" Panel or "B" Panel judge/s provided permission is first obtained from the Dressage SA Council. All such applications should be addressed to the President of Dressage SA. See Appendix DS/7.
- (d) For all National Championships (Adult, Young Rider, Junior, Pony Rider, Children), the DSA Judges Portfolio National Judges Sub-Committee, must be jointly involved with the Organising Committee in selection of judges.

35.9.0 SADDLERY

35.9.1 As per rule 33.3.1, only spurs are permitted.

35.9.2 The organizing committee shall appoint a qualified steward to check saddlery, bits, fly hoods and nosebands on completion of the test.

35.10.0 SUBSTITUTIONS (See Appendix DS/12)

35.11.0 ORDER OF RIDING IN THE CHAMPIONSHIP CLASS

The Organizing Committee, in the presence of the Dressage SA Representative shall draw the order of riding for the Championship Classes. Qualifying results may be used to decide the order of riding with a draw in groups of 5.

35.12.0 TIES FOR FIRST PLACE ONLY

In the event of equality of total marks for first place in the Adult, Young Rider, Junior, Children and Pony Rider Championships, the horse with the higher collective mark shall be placed first. If the total collective marks are also equal, the horses concerned shall be given first place.

35.13.0 MINIMUM SCORE TO WIN OR PLACE AT SOUTH AFRICAN CHAMPIONSHIPS

Minimum score to win or place at a Championship is set at 60%.

35.14.0 TENDER TO HOST THE SOUTH AFRICAN ADULT DRESSAGE CHAMPIONSHIPS

The SA Adult Dressage Championships needs to rotate between the provinces and will take preference if two competing bids between two Provinces are received and bids comply with minimum criteria.

~~The SA Adult Dressage Championships may not be hosted within a 200km radius of the previous year's show venue in the year following such a championship and further that, the implementation of the rule is dependent on eligible alternate National Bids being received.~~

~~Failing the submission of an expression of interest which meets the approval of Dressage SA and the successful awarding of this Championship event from any venue outside the 200km radius, the championship may be awarded to the same or any other venue within the 200km radius for a succeeding year.~~

35.15.0 THE PROVINCIAL DRESSAGE COMMITTEE

The relevant Provincial Dressage Committee shall be involved in all National Individual Dressage Championships to ensure that the necessary quality controls are implemented to retain the status and prestige of the event and to monitor that the quality of facilities are maintained in the condition it was in when the bid form was presented and the bid to host such event was awarded by DSA. Regular updates in the six months running up to the event shall be provided to DSA.

SECTION 36

THE ADULT, YOUNG RIDER, JUNIOR, CHILDREN AND PONY RIDER NATIONAL DRESSAGE TEAM CHAMPIONSHIPS OF SOUTH AFRICA

36.1.0 CROSS REFERENCE AND APPLICATION

These rules shall be read in conjunction with, and are supplementary to the SAEF General Regulations applying to all South African National Championships.

36.2.0 STAGING OF CHAMPIONSHIP

The National Dressage Team Championships of South Africa may be staged at the same Event, and concurrently with, the respective Individual Dressage Championships of South Africa, or as a separate event.

36.3.0 QUALIFICATION OF RIDER

36.3.1 In the Adult Championship, riders shall be Adults as defined in the Dressage SA rules Section 31.4.0

36.3.2 In the Young Rider Championship, riders shall be Young Riders as defined in the Dressage SA rules Section 31.4.0

36.3.3 In the Junior Championship, riders shall be Juniors as defined in the Dressage SA rules Section 31.4.0

36.3.4 In the Pony Rider Championship, riders shall be Pony Riders as defined in the Dressage SA rules Section 31.4.0

36.3.5 In the Children Championship, riders shall be children as defined in the Dressage SA rules Section 31.4.0

36.3.6 Riders shall represent the province in which they reside as defined by the geopolitical boundaries defined the Dressage SA constitution.

36.4.0 QUALIFICATION OF HORSES

36.4.1 In the Young Riders and Junior SA Team Championship horses may be graded from Preliminary to Grand Prix. In the Adult National Team Championship, horses shall be graded Elementary Medium and above.

36.4.2 In the Pony Rider National Team Championship horses may be graded from Preliminary to Medium.

- 36.4.3 Horses shall be registered with Dressage SA and shall represent the province in which the owner resides.
- 36.4.4 Horses nominated by Provincial Dressage Committees shall be obliged to enter but not necessarily compete in at least one other dressage competition in the Event at which the Championship is being held.

36.5.0 TEAM ENTRIES, NOMINATIONS, FINAL SELECTION

- 36.5.1 Each Provincial Dressage Committee shall enter only one team in each category, Novice, Elementary/EM, and Open, consisting of four riders per team in each grade with one dropped score.
- Dressage SA may invite FEI Group IX Federations to participate in the National Team Championships where applicable on terms and conditions as laid down by Dressage SA from time to time.
- 36.5.2 The Championship will be regarded as official, provided that at least two teams participate. Teams may include riders from other provinces.
- 36.5.3 Each team (riders and horses) shall be selected by the DSA Provincial Committee whose area of jurisdiction it will represent.
- 36.5.4 The team competitions are ridden as part of a qualifying competition or championship – depending on the grade.

36.6.0 ORDER IN WHICH TEAMS WILL START

See Rule 35.11.0

36.7.0 SUBSTITUTIONS ([See Appendix DS/12](#))

36.8.0 THE TEST

- 36.8.1 The Test shall be approved by at least three members of the Dressage SA Council and may be called.
- 36.8.2 The Organizing Committee, in conjunction with their DSA Provincial Committee shall advise all DSA Provincial Committees of the reference number of Test/s which shall be ridden with the show schedule.

36.9.0 COMPETITIONS PRIOR TO THE CHAMPIONSHIP

The Organizing Committee staging the Adult, Young Rider, Junior or Pony Rider National Dressage Team Championships of South Africa shall include in their programme at least one other competition in which horses entered for the Team Championship shall be eligible to compete prior to that Championship. Team members must enter at least one class in the grade in which they are participating in the Team Event. For all Championship events, warm up classes shall be optional. For all qualifying classes, should there be less than 15 entries at closing date, the qualifier shall also become a warm up.

36.10.0 TROPHIES, AWARDS AND PRIZE MONEY

See Rule 35.5.0

36.11.0 THE ARENA

See rule 32.3.0. An adequate practice arena with a similar surface must be provided. This arena should be correctly marked and laid out.

36.12.0 THE PROVINCIAL DRESSAGE COMMITTEE

The relevant Provincial Dressage Committee shall be involved in all National Team Dressage Championships to ensure that the necessary quality controls are implemented to retain the status and prestige of the event and to monitor that the quality of facilities are maintained in the condition it was in when the bid form was presented and the bid to host such event was awarded by DSA. Regular updates in the six months running up to the event shall be provided to DSA.

SECTION 37

Article 401 - OBJECT AND GENERAL PRINCIPLES OF DRESSAGE AND PARA DRESSAGE

Wherever possible the Para Dressage Athlete should follow the object and general principles of Dressage. However, as Athletes with impairments do not have the use of the entire body, all references to the aids must be interpreted to include the use of other parts of the body and/or appropriate and approved compensating aids.



1. The object of Dressage is the development of the Horse into a happy athlete through harmonious education. As a result, it makes the Horse calm, supple, loose and flexible, but also confident, attentive and keen, thus achieving perfect understanding with the athlete.

These qualities are ~~revealed~~ demonstrated by:

- The freedom and regularity of the paces.
 - The harmony, lightness and ease of the movements.
 - The lightness of the forehand and the engagement of the hindquarters, originating from a lively impulsion.
 - The acceptance of the bit, with submissiveness/thoroughness (Durchlässigkeit) without any tension or resistance.
- 2 The horse thus gives the impression of doing, of its own accord, what is required. Confident and attentive, submitting generously to the control of the athlete, remaining absolutely straight in any movement on a straight line and bending accordingly when moving on curved lines.
 - 3 The walk is regular, free and unconstrained. The trot is free, supple, regular and active. The canter is united, light and balanced. The hindquarters are never inactive or sluggish. The horse responds to the slightest indication of the athlete and thereby gives life and spirit to all the rest of its body.
 - 4 By virtue of a lively impulsion and the suppleness of the joints, free from the paralyzing effects of resistance, the horse obeys willingly and without hesitation and responds to the various aids calmly and with precision, displaying a natural and harmonious balance both physically and mentally.
 - 5 In all the work, even at the halt, the horse must be “on the bit”. A horse is said to be “on the bit” when the neck is more or less raised and arched according to the stage of training and the extension or collection of the pace, accepting the bridle with a light and consistent soft submissive contact. The head should remain in a steady position, as a rule slightly in front of the vertical, with a supple poll as the highest point of the neck, and no resistance should be offered to the Athlete.
 - 6 Cadence is shown in trot and canter and is the result of the proper harmony that a horse shows when it moves with well-marked regularity, impulsion and balance. Cadence must be maintained in all the different trot or canter exercises and in all the variations of these paces.
 - 7 The regularity of the paces is fundamental to dressage.
 - 8 Execution of Movement at Certain Point. In a movement which must be carried out at a certain point of the arena, it should be done at the moment when the Athlete's body is above this point, except in transitions where the Horse approaches the letter from a diagonal or perpendicular to the point where the letters are positioned. In this case, the transitions must be done when the Horse's nose reaches the track at the letter so that the Horse is straight in the transition. This includes the execution of flying changes.

Article 402 - THE HALT

- 1 At the halt the horse should stand attentive, engaged, motionless, straight and square with the weight evenly distributed over all four (4) legs. The neck should be raised with the poll as the highest point and the nose line slightly in front of the vertical. While remaining “on the bit” and maintaining a light and soft contact with the athlete’s hand, the horse may quietly chew the bit and should be ready to move off at the slightest indication of the athlete. The halt must be shown for at least 3 seconds. The halt should be shown throughout the salute.
- 2 The halt is obtained by the displacement of the horse’s weight to the hindquarters by a properly increased action of the seat and legs of the athlete, driving the horse towards a softly closed hand, causing an almost instantaneous but not abrupt halt at a previously fixed place. The halt is prepared by a series of half-halts (see transitions).
- 3 The quality of the paces before and after the halt is an integral part of the assessment.



Article 403

Article 403 - THE WALK

- 1 The walk is a marching pace in a regular and well-marked four time beat with equal intervals between each beat. This regularity combined with full relaxation must be maintained throughout all walk movements.

- 2 When the foreleg and the hind leg on the same side move almost on the same beat, the walk tends to become an almost lateral movement. This irregularity, which might become an ambling movement, is a serious deterioration of the pace.
- 3 The following walks are recognised: Medium walk, Collected walk, Extended walk and Free walk. There should always be a clear difference in the attitude and over tracking in these variations.

3.1 Collected walk

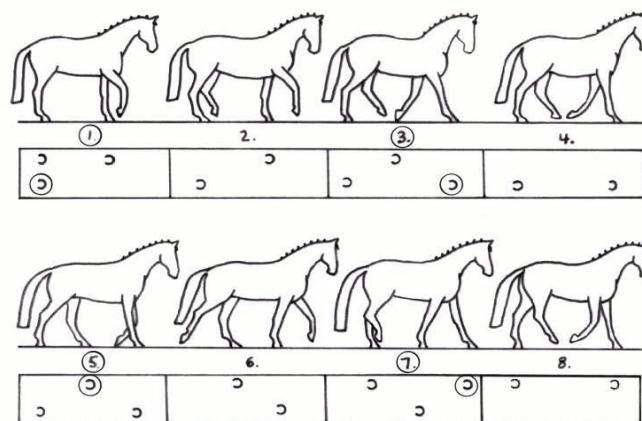
The horse, remains “on the bit”, moves resolutely forward, with its neck raised and arched and showing a clear self-carriage. The head approaches the vertical position and a light contact is maintained with the mouth. The hind legs are engaged with good hock action. The pace should remain marching and vigorous, the feet being placed in regular sequence. The steps cover less ground and are higher than at the medium walk, because all the joints bend more markedly. The collected walk is shorter than the medium walk, although showing greater activity.

3.2 Medium walk

A clear, regular and unconstrained walk of moderate lengthening. The horse, remaining “on the bit”, walks energetically but relaxed with even and determined steps, the hind feet touching the ground in front of the hoof prints of the fore feet. The athlete maintains a light, soft and steady contact with the mouth, allowing the natural movement of the head and neck.

3.3 Extended walk

The horse covers as much ground as possible, without haste and without losing the regularity of the steps. The hind feet touch the ground clearly in front of the hoof prints of the fore feet. The athlete allows the horse to stretch out the head and neck (forward and downwards) without losing contact with the mouth and control of the poll. The nose must be clearly in front of the vertical.



The walk is a pace in four (4) - beat rhythm with eight (8) phases (numbers in circles indicate the beat).

- 3.4 The free walk is a pace of relaxation in which the horse is allowed complete freedom to lower and stretch out his head and neck. The degree of ground cover and length of stride with hind feet stepping clearly in front of the footprints of the front feet are essential to the quality of the free walk.

4. Stretching on a long rein

This exercise gives a clear impression of the "thoroughness" of the horse and proves the balance, suppleness, obedience and relaxation. In order to execute the exercise "stretching on a long

rein" correctly, the rider must lengthen the reins as the horse stretches gradually forward and downward. As the neck stretches forwards and downwards, the mouth should reach more or less to the horizontal line corresponding with the point of the shoulder. An elastic and consistent contact with the rider's hands must be maintained. The pace must maintain its rhythm, and the horse should remain light in the shoulders with the hind legs well engaged. During the retake of the reins the horse must accept the contact without resistance in the mouth or poll.

Article 404 - THE TROT

1. The trot is a two (2) -beat pace of alternate diagonal legs (left fore and right hind leg and vice versa) separated by a moment of suspension.
2. The trot should show free, active and regular steps, should be moved into without hesitation.
3. The quality of the trot is judged by general impression, i.e. the regularity and elasticity of the steps, the cadence and impulsion in both collection and extension. This quality originates from a supple back and well-engaged hindquarters, and by the ability to maintain the same rhythm and natural balance with all variations of the trot.
4. The following trots are recognized: Collected trot, Working trot, Medium trot, Lengthening of steps, and Extended trot.

4.1 Collected trot

The horse, remaining "on the bit", moves forward with the neck raised and arched. The hocks, being well-engaged and flexed, must maintain an energetic impulsion, enabling the shoulders to move with greater mobility, thus demonstrating complete self-carriage. Although the horse's steps are shorter than in the other trots, elasticity and cadence are not lessened.

4.2 Working trot

This is a pace between the collected and the medium trot, in which a horse's training is not yet developed enough and ready for collected movements. The horse shows proper balance and, remaining "on the bit", goes forward with even, elastic steps and good hock action. The expression "good hock action" underlines the importance of an impulsion originating from the activity of the hindquarters.

4.3 Medium trot

This is a pace of moderate lengthening compared to the extended trot, but "rounder" than the latter. Without hurrying, the horse goes forward with clearly lengthened steps and with impulsion from the hindquarters. The athlete allows the horse to carry the head a little more in front of the vertical than at the collected and the working trot, and to lower the head and neck slightly. The steps should be even, and the whole movement balanced and unconstrained.

4.4 Lengthening of steps

In the test for four (4) -year-old horses "lengthening of steps" is required. This is a variation between the working and medium trot in which a horse's training is not developed enough for medium trot.

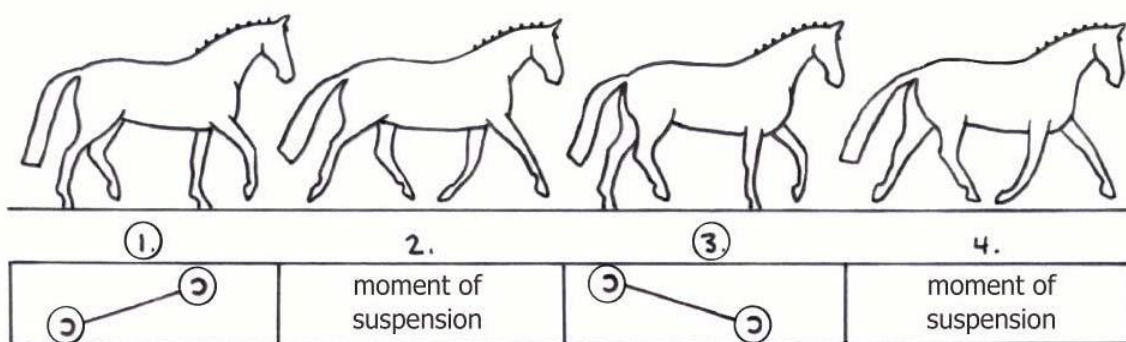
4.5 Extended trot

The horse covers as much ground as possible. Without hurrying, the steps are lengthened to the utmost as a result of great impulsion from the hindquarters. The athlete allows the horse to lengthen the frame and to gain ground whilst controlling the poll. The fore feet should touch the ground on the spot towards which they are pointing. The movement of the fore and hind legs should reach equally forward in the moment of extension. The whole movement should be well-

balanced and the transition to collected trot should be smoothly executed by taking more weight on the hindquarters.

5. All trot work is executed "sitting", unless otherwise indicated in the test.
6. Stretching on a long rein.

This exercise gives a clear impression of the "thoroughness" of the Horse and proves its balance, suppleness, obedience and relaxation. In order to execute the exercise "stretching on a long rein" correctly, the Athlete must lengthen the reins as the horse stretches gradually forward and downward. As the neck stretches forwards and downwards, the mouth should reach more or less to the horizontal line corresponding with the point of the shoulder. An elastic and consistent contact with the Athlete's hands must be maintained. The pace must maintain its rhythm, and the Horse should remain light in the shoulders with the hind legs well- engaged. During the retake of the reins the Horse must accept the contact without resistance in the mouth or poll.



The trot is a pace in two (2) -beat rhythm with four phases (Numbers in circles indicate the beat)

Article 405 -THE CANTER

1. The canter is a three (3) -beat pace where, in canter to the right, for example, the footfall is as follows: left hind, left diagonal (simultaneously left fore and right hind), right fore, followed by a moment of suspension with all four (4) feet in the air before the next stride begins.
2. The canter, always with light, cadenced and regular strides, should be moved into without hesitation.
3. The quality of the canter is judged by the general impression, i.e. the regularity and lightness of the steps and the uphill tendency and cadence originating from the acceptance of the bridle with a supple poll and in the engagement of the hindquarters with an active hock action – and by the ability of maintaining the same rhythm and a natural balance, even after a transition from one (1) canter to another. The horse should always remain straight on straight lines and correctly bent on curved lines.
4. The following canters are recognized: Collected canter, Working canter, Medium canter, Lengthening of strides, and Extended canter.

4.1 Collected canter

The horse, remaining “on the bit”, moves forward with the neck raised and arched. The hocks, being well-engaged, maintain an energetic impulsion, enabling the shoulders to move with greater mobility thus demonstrating self carriage and an uphill tendency. The horse’s strides are shorter than in the other canters, without losing elasticity and cadence.

4.2 Working canter

This is a pace between the collected and the medium canter, in which a horse’s training is not yet developed enough and ready for collected movements. The horse shows natural balance while remaining “on the bit”, and goes forward with even, light and active strides and good hock action. The expression “good hock action” underlines the importance of an impulsion originating from the activity of the hindquarters.

4.3 Medium canter

This is a pace between the working and the extended canter. Without hurrying, the horse goes forward with clearly lengthened strides and impulsion from the hindquarters. The athlete allows the horse to carry the head a little more in front of the vertical than at the collected and working canter, and at the same time allows the horse, to lower the head and neck slightly. The strides should be balanced and unconstrained.

4.4 Lengthening of strides

In the test for 4 -year-old horses "lengthening of strides" is required. This is a variation between the working and medium canter in which a horse’s training is not developed enough for medium canter.

4.5 Extended canter

The horse covers as much ground as possible. Without hurrying, the strides are lengthened to the utmost. The horse remains calm, light and straight as a result of great impulsion from the hindquarters. The athlete allows the horse to lengthen the frame with a controlled poll and to gain ground. The whole movement should be well-balanced and the transition to collected canter should be smoothly executed by taking more weight on the hindquarters.

The cadence in the transitions from medium canter as well as from extended canter to collected canter should be maintained.

4.6 Counter-canter

The counter canter is a balancing and straightening movement that must be executed in collection. The horse canters in correct sequence with the outside foreleg leading with positioning to the side of the leading leg. The foreleg should be aligned to the same track as the hind leg.

4.7 Simple change of leg at the canter

This is a movement in which, after a direct transition out of the canter into a walk, with three (3) to five (5) clearly defined steps, an immediate transition is made into the other canter lead.

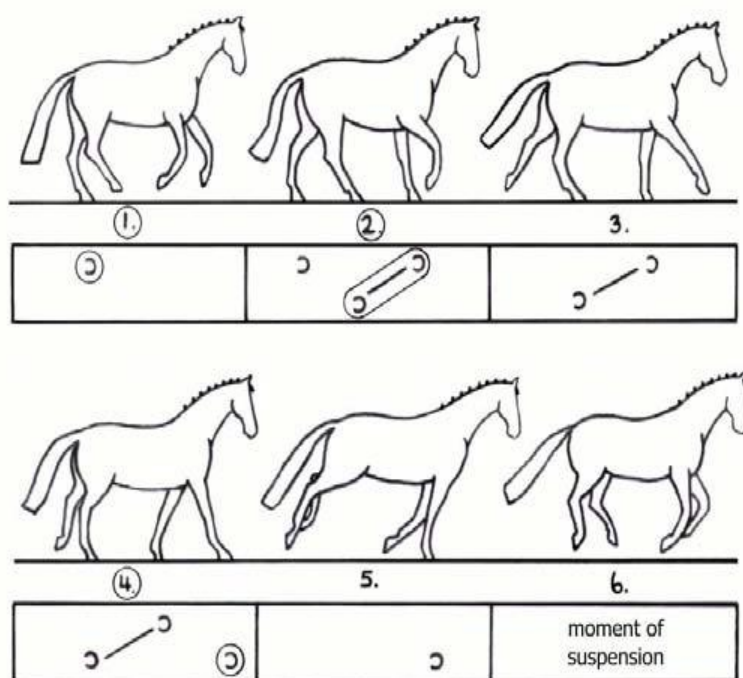
4.8 Flying change of leg

The flying change is performed in one (1) stride with the front and hind legs changing at the same moment. The change of the leading front and hind leg takes place during the moment of suspension. The aids should be precise and unobtrusive.

Flying changes of leg can also be executed in series at every 4th, 3rd, 2nd or at every stride. The horse, even in the series, remains light, calm and straight with lively impulsion, maintaining the same rhythm and balance throughout the series concerned. In order not to restrict or restrain the lightness, fluency and groundcover of the flying changes in series, enough impulsion must be maintained.

Aims of flying changes: To show the reaction, sensitivity and obedience of the horse to the aids for the change of leg.

The canter is a pace in three-beat rhythm with six (6) phases



Article 406- REINBACK

1. Rein back is a rearward diagonal movement with a two (2) -beat rhythm but without a moment of suspension. Each diagonal pair of legs is raised and returned to the ground alternatively, with the forelegs aligned on the same track as the hind legs.
2. During the entire exercise, the horse should remain “on the bit”, maintaining its desire to move forward.
3. Anticipation or precipitation of the movement, resistance to or evasion of the contact, deviation of the hindquarters from the straight line, spreading or inactive hind legs and dragging forefeet are serious faults.
4. The steps are counted as each foreleg moves back. After completing the required number of steps backward, the horse should show a square halt or move forward in the required pace immediately. In tests where a rein back of one (1) horse’s length is required, it should be executed with three (3) or four (4) steps.
5. Reinback series (Schaudel) is a combination of two rein backs with walk steps in between. It should be executed with fluent transitions and the required number of steps.

Article 407- THE TRANSITIONS

The changes of pace and variations within the paces should be exactly performed at the prescribed marker. The cadence (except in walk) should be maintained up to the moment when the pace or movement is changed or the horse halts. The transitions within the paces must be clearly defined while maintaining the same rhythm and cadence throughout. The horse should remain light in hand, calm, and maintain a correct position.

The same applies to transitions from one (1) movement to another, for instance from passage to piaffe or vice versa.

Article 408 -THE HALF HALTS

Every movement or transition should be invisibly prepared by barely perceptible half halts. The half halt is an almost simultaneous, coordinated action of the seat, the legs and the hands of the athlete, with the object of increasing the attention and balance of the horse before the execution of the movements or transitions to lower and higher paces. By shifting slightly more weight onto the horse’s hindquarters, the engagement of the hind legs and the balance on the haunches are improved for the benefit of the lightness of the forehand and the horse’s balance as a whole.

Article 409 - THE CHANGES OF DIRECTIONS

1. At changes of direction, the horse should adjust the bend of his body to the curvature of the line it follows, remaining supple and following the indications of the athlete, without any resistance or change of pace, rhythm or speed.
2. Changes of directions can be executed in the following ways:
 - a) Right-angled turn including riding through the corner one (1) quarter of a volte of approx. six (6) meters).
 - b) Short and long diagonal.
 - c) Half voltes and half circles with change of rein
 - d) Half pirouettes and turn on the haunches.
 - e) Serpentine loops.
 - f) Counter-changes of hand (in zig-zag). * The horse should be straight for a moment before changing direction.

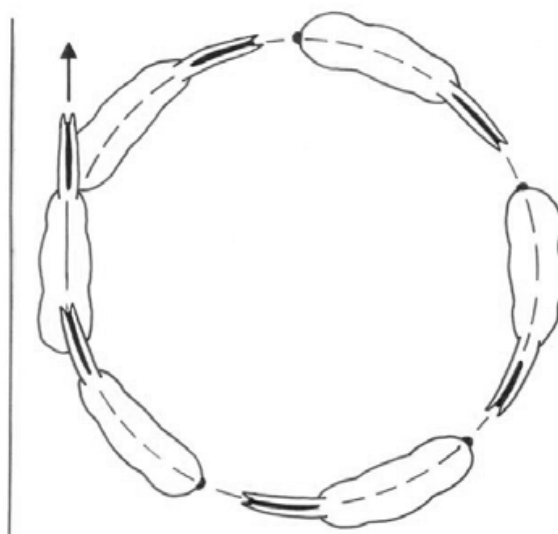
* Zig-zag: A movement containing more than two (2) half-passes with changes of direction.

Article 410 - THE FIGURES

Figures with one (1), two (2) or three (3) loops on the long side or either side of the centre line are called shallow loops. Shallow loops leave/join and cross the lines diagonally, unlike Serpentine which must cross the lines at ninety degrees (90°).

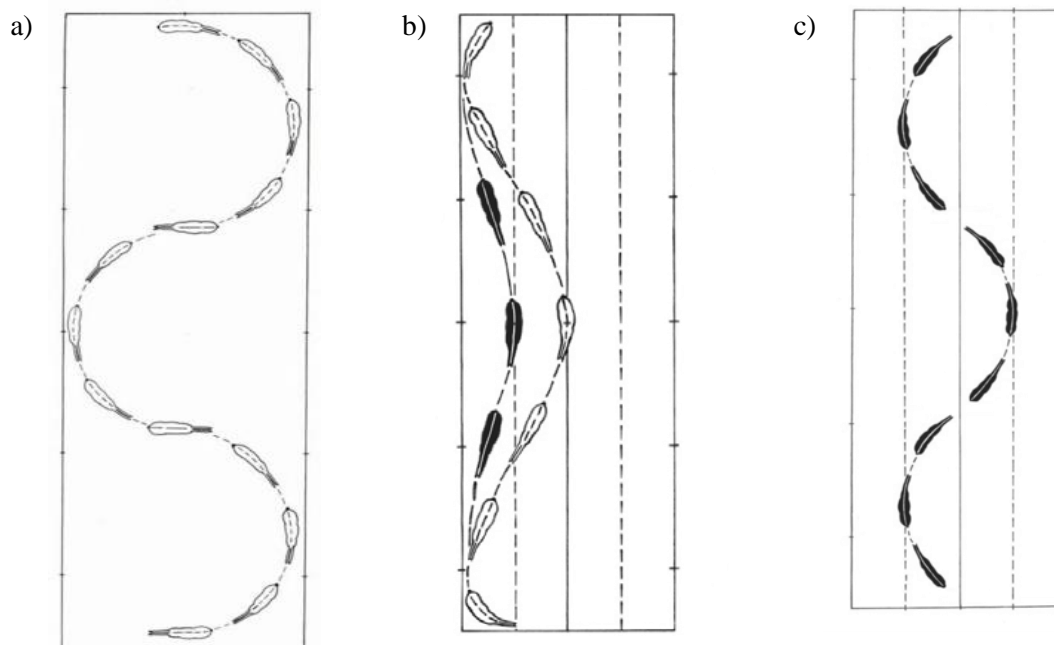
~~The figures asked in dressage tests are the voltes, the serpentines and the figures of eight.~~

1. Volte
The volte is a circle of six (6), eight (8) or ten (10) meters in diameter. If larger than 10 meters it is a circle.



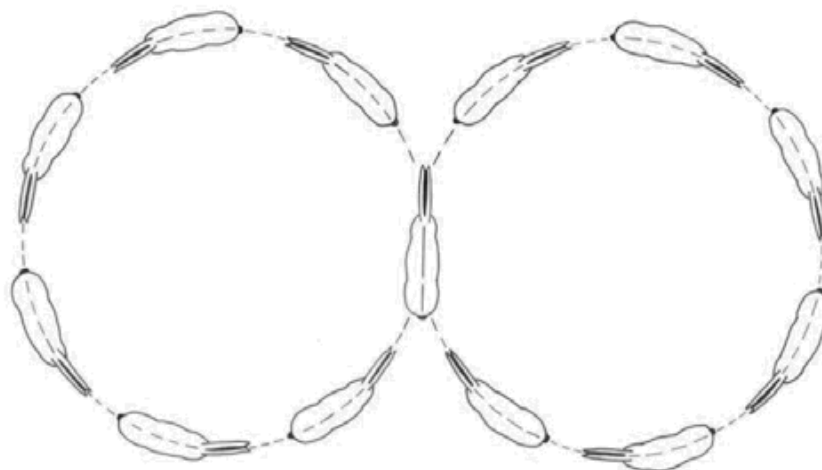
2 Serpentine

The serpentine with several loops touching the long side of the arena consists of half circles connected by a straight line. When crossing the centreline, the horse should be parallel to the short side (a). Depending on the size of the half circles, the straight connection varies in length. Serpentine with one (1) loop on the long side of the arena are executed with five (5) metres or ten (10) metres distance from the track (b). Serpentine around the centre line are executed between the quarter lines (c).



3 Figure of eight

This figure consists of two (2) voltes or circles of equal size as prescribed in the test, joined at the centre of the eight (8). The athlete should make his horse straight an instant before changing direction at the centre of the figure.



Article 411 - WORK ON TWO (2) TRACKS

1. A distinction must be made between the following movements: Leg-Yielding, Shoulder-in, Travers, Renvers and Half-pass.
2. The aim of movements on two (2) tracks is:
 - 2.1. To improve the obedience of the Horse to the cooperative aids of the Athlete;
 - 2.2. To supple all parts of the Horse, thereby increasing the freedom of the shoulders and the suppleness of the quarters, as well as the elasticity of the bend connecting the mouth, the poll, the neck, the back and the haunches;
 - 2.3. To improve the cadence and bring the balance and pace into harmony.

Article 412 - LEG-YIELDING

- 1 The aim of leg yielding: To demonstrate the suppleness and lateral responsiveness of the horse.
- 2 Leg-yielding is performed in working trot in FEI competitions. The horse is almost straight, except for a slight flexion at the poll away from the direction in which it moves, so that the athlete is just able to see the eyebrow and nostril on the inside. The inside legs pass and cross in front of the outside legs.

Leg-yielding should be included in the training of the horse before it is ready for collected work. Later on, together with the more advanced shoulder-in movement, it is the best means of making a horse supple, loose and unconstrained for the benefit of the freedom, elasticity and regularity of its paces and the harmony, lightness and ease of its movements.

Leg yielding can be performed “on the diagonal” in which case the horse should be as nearly as possible parallel to the long sides of the arena, although the forehand should be slightly in advance of the hindquarters. It can also be performed “along the wall” in which case the horse should be at an angle of about thirty five (35) degrees to the direction in which he is moving.

Article 413 - LATERAL MOVEMENTS

- 1 The main aim of lateral movements – except leg-yielding - is to develop and increase the engagement of the hindquarters and thereby also the collection.
- 2 In all lateral movements - shoulder-in, travers, renvers, and half-pass, the horse is slightly bent and moves on different tracks.
- 3 The bend or flexion must never be exaggerated so that it does not impair the rhythm, the balance and fluency of the movement.
- 4 In the lateral movements, the pace should remain free and regular, maintaining a constant impulsion, yet it must be supple, cadenced and balanced. The impulsion is often lost because of the athlete’s preoccupation with bending the horse and pushing it sideways.
 - **Shoulder-in**
The shoulder-in is performed in collected trot. The horse is ridden with a slight but uniform bend around the inside leg of the athlete maintaining engagement and cadence and a constant angle of approx. 30 degrees. The horse’s inside foreleg passes and crosses in front of the

outside foreleg; the inside hind leg steps forward under the horse's body weight following the same track of the outside foreleg, with the lowering of the inside hip. The horse is bent away from the direction in which it is moving.

- Travers

Travers can be performed in collected trot or collected canter. The horse is slightly bent round the inside leg of the athlete but with a greater degree of bend than in shoulder-in. A constant angle of approximately thirty five (35) degrees should be shown (from the front and from behind one (1) sees four (4) tracks). The forehand remains on the track and the quarters are moved inwards. The horse's outside legs pass and cross in front of the inside legs. The horse is bent in the direction in which it is moving.

To start the travers, the quarters must leave the track or, after a corner or circle, are not brought back onto the track. At the end of the travers, the quarters are brought back on the track (without any counter-flexion of the poll/neck) as one (1) would finish a circle. Aims of travers: To show a fluent collected trot movement on a straight line and a correct bend. Front and hind legs are crossing, balance and cadence are maintained.

- Renvers

Renvers is the inverse movement in relation to travers. The hindquarters remain on the track while the forehand is moved inward. To finish the renvers the forehand is aligned with the quarters on the track. Otherwise, the same principles and conditions that apply to the travers are applicable to the renvers.

The horse is slightly bent around the inside leg of the athlete. The horse's outside legs pass and cross in front of the inside legs. The horse is bent in the direction in which it is moving.

Aims of renvers: To show a fluent collected trot movement on a straight line with a greater degree of bend than in shoulder-in. Fore and hind legs cross, balance and cadence are maintained.

- Half pass

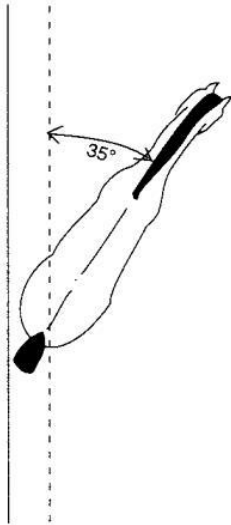
Half-pass is a variation of travers, executed on a diagonal line instead of along the wall. It can be performed in collected trot (and in passage in a freestyle) or collected canter. The horse should be slightly bent around the inside leg of the athlete and in the direction in which it is moving. The horse should maintain the same cadence and balance throughout the whole movement. In order to give more freedom and mobility to the shoulders, it is of great importance that the impulsion be maintained, especially the engagement of the inside hind leg. The horse's body is nearly parallel to the long side of the arena with the forehand slightly in advance of the hindquarters.

In the trot, the outside legs pass and cross in front of the inside legs. In the canter, the movement is performed in a series of forward/sideways strides.

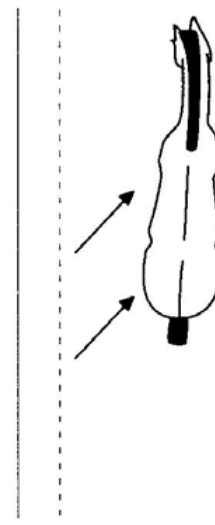
Aims of half-pass in trot: To show a fluent collected trot movement on a diagonal line with a greater degree of bend than in shoulder-in. Fore and hind legs cross, balance and cadence are maintained.

Aims of the half-pass in canter: To both demonstrate and develop the collection and suppleness of the canter by moving fluently forwards and sideways without any loss of rhythm, balance or softness and submission to the bend.

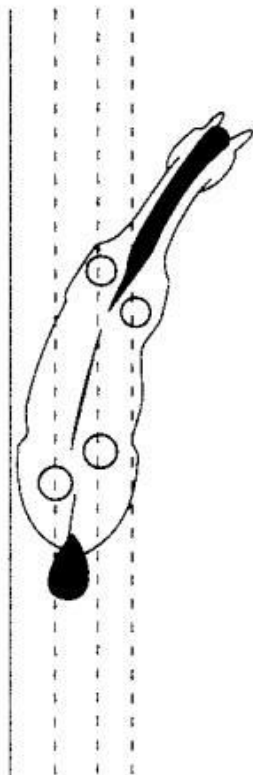
Leg Yielding along the Wall



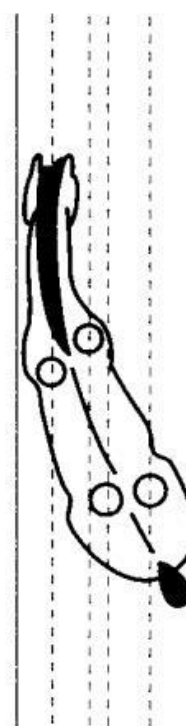
Leg Yielding on the Diagonal



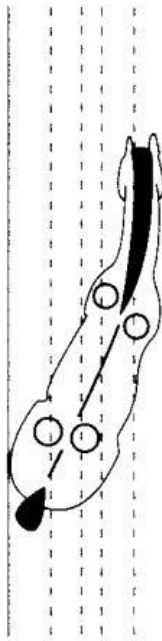
Shoulder in



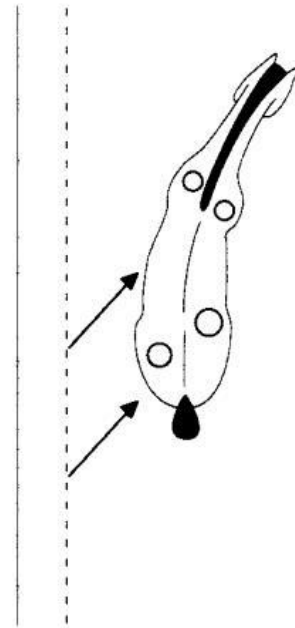
Travers



Renvers



Half-Pass

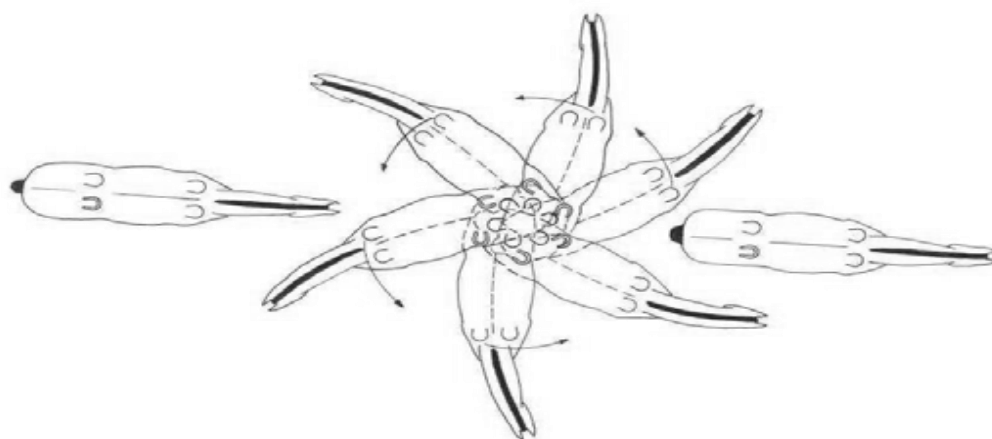


Article 414 - THE PIROUETTE, THE HALF-PIROUETTE AND TURN ON THE HAUNCHES

- 1 The Pirouette (half-pirouette) is a turn of three hundred and sixty (360) degrees (hundred and eighty -180- degrees) executed on two (2) tracks, with a radius equal to the length of the horse and the forehand moving around the haunches.
- 2 Pirouettes (half-pirouettes) are usually carried out at collected walk or canter, but can also be executed at piaffe.
- 3 At the pirouette (half-pirouette) the forefeet and the outside hind foot move around the inside hind foot. The inside hind leg describes a circle as small as possible.
- 4 At whatever pace the pirouette (half-pirouette) is executed, the horse, slightly bent in the direction in which it is turning, remaining “on the bit” with a light contact, turning smoothly around, and maintaining sequence and timing of footfalls of that pace. The poll remains the highest point during the entire movement.
- 5 During the pirouettes (half-pirouettes), the horse should maintain its activity (walk also included) and never move backwards or sideways.
- 6 In executing the pirouette or the half-pirouette in canter, the athlete should maintain lightness of the horse while accentuating the collection. The horse’s hindquarters are well engaged and lowered and show a good flexion of the joints. An integral part of the movement is the quality of the canter strides before and after the pirouette. The strides should show an increased activity and collection before the pirouette and the balance should be maintained at the end of the pirouette.

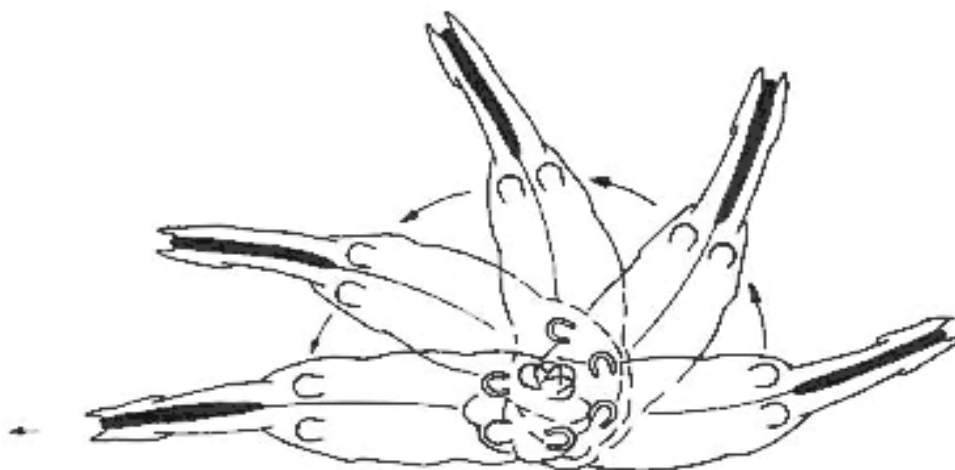
Aims of the pirouette and half-pirouette in canter: To demonstrate the willingness of the horse to turn around the inside hind leg on a small radius, slightly bent in the direction of the turn while maintaining the activity and the clarity of the canter, the straightness and the balance before and after the figure and clear canter strides during the turn. In the pirouette or half-

pirouette in canter, the judges should be able to recognize a real canter stride although the feet of the diagonal – inside hind leg, outside front leg – are not touching the ground simultaneously.



Pirouette and half-pirouette in canter

- 7 The quality of the pirouettes (half-pirouettes) is judged according to the suppleness, lightness and regularity, and the precision and smoothness of the entrance and exit. Pirouettes (half-pirouettes) in canter should be executed in six (6) to eight (8) strides – full pirouettes – and three to four (4) strides – half-pirouette.
- 8 Half-pirouettes in walk (one-hundred and eighty -180- degrees) are executed out of collected walk with the collection being maintained throughout the exercise. When the horse exits the half-pirouette it returns to the initial track without crossing the hind legs.



Half-pirouette in walk

- 9 Turn on the haunches from walk.
For younger horses that are still not able to show collected walk the “turn on the haunches” is an exercise to prepare the horse for collection. The “turn on the haunches” is executed out of medium walk prepared by half halts to shorten the steps a little and to improve the ability to bend the joints of the hindquarters. The horse does not halt before or after the turn. The “turn on the haunches” can be executed on a larger radius (approx. ½m) than the pirouette in walk, but the demands of the training scale concerning rhythm, contact, activity and straightness are the same.
- 10 Turn on the haunches from halt to halt
(one-hundred and eighty -180- degrees). To maintain the forward tendency of the movement one or two forward steps at the beginning of the turn are permitted. The same criteria apply as for the turn on the haunches from walk.

Article 415 - THE PASSAGE

- 1 Passage is a measured, very collected, elevated and cadenced trot. It is characterized by a pronounced engagement of the hindquarters, a more accentuated flexion of the knees and hocks, and the graceful elasticity of the movement. Each diagonal pair of legs is raised and returned to the ground alternately, with cadence and a prolonged suspension.
- 2 In principle, the height of the toe of the raised forefoot should be level with the middle of the cannon bone of the other supporting foreleg. The toe of the raised hind foot should be slightly above the fetlock joint of the other supporting hind leg.
- 3 The neck should be raised and gracefully arched with the poll as the highest point and the nose line close to the vertical. The horse should remain light, and soft “on the bit” without altering the cadence. The impulsion remains lively and pronounced.
- 4 Irregular steps with the hind or front legs, swinging the forehand or the hindquarters from one side to the other, as well as jerky movements of the forelegs or the hind legs, dragging the hind legs or double beat in the moment of suspension are serious faults.
- 5 Aim of passage is: To demonstrate the highest degree of collection, cadence and suspension in the trot.
- 6 It is not allowed to be performed in Para Dressage Competitions.

Article 416 - THE PIAFFE

- 1 Piaffe is a highly collected, cadenced, elevated diagonal movement giving the impression of remaining in place. The horse’s back is supple and elastic. The hindquarters are lowered; the haunches with active hocks are well engaged, giving great freedom, lightness and mobility to the shoulders and forehand. Each diagonal pair of legs is raised and returned to the ground alternately, with spring and an even cadence.
 - 1.1 In principle, the height of the toe of the raised forefoot should be level with the middle of the cannon bone of the other supporting foreleg. The toe of the raised hind foot should reach just above the fetlock joint of the other supporting hind leg.
 - 1.2 The neck should be raised and gracefully arched, with the poll as the highest point. The horse should remain “on the bit” with a supple poll, maintaining a soft contact. The body of the horse should move in a supple, cadenced and harmonious movement.

1.3 Piaffe must always be animated by a lively impulsion and characterized by perfect balance. While giving the impression of remaining in place, there may be a visible inclination to advance, this being displayed by the horse's eager acceptance to move forward as soon as it is asked.

1.4 Moving even slightly backwards, irregular or jerky steps with the hind or front legs, no clear diagonal steps, crossing either the fore or hind legs, or swinging either the forehand or the hindquarters from one (1) side to the other, getting wide behind or in front, moving too much forward or double-beat rhythm are serious faults.

Aims of piaffe are: To demonstrate the highest degree of collection while giving the impression of remaining in place.

2 It is not allowed to be performed in Para Dressage Competitions.

Article 417 - THE IMPULSION / THE SUBMISSION

1 Impulsion is the term used to describe the transmission of an eager and energetic, yet controlled, propulsive energy generated from the hind quarters into the athletic movement of the horse. Its ultimate expression can be shown only through the horse's soft and swinging back guided by a gentle contact with the athlete's hand.

1.1 Speed, of itself, has little to do with impulsion; the result is more often a flattening of the paces. A visible characteristic is a more pronounced articulation of the hind leg, in a continuous rather than staccato action. The hock, as the hind foot leaves the ground, should first move forward rather than being pulled upwards, but certainly not backwards. A prime ingredient of impulsion is the time the horse spends in the air rather than on the ground. Impulsion is, therefore, seen only in those paces that have a period of suspension.

1.2 Impulsion is a precondition for a good collection in trot and canter. If there is no impulsion, then there is nothing to collect.

2 Submission does not mean subordination, but an obedience revealing its presence by a constant attention, willingness and confidence in the whole behaviour of the horse as well as by the harmony, lightness and ease it is displaying in the execution of the different movements.

The degree of the submission is also demonstrated by the way the horse accepts the bit, with a light and soft contact and a supple poll. Resistance to or evasion of the athlete's hand, being either "above the bit" or "behind the bit" demonstrate lack of submission. The main contact with the horse's mouth must be through the snaffle bit.

2.1 Putting out the tongue, keeping it above the bit or drawing it up altogether, as well as grinding the teeth or agitation of the tail, are mostly signs of nervousness, tension or resistance on the part of the horse and must be taken into account by the judges in their marks for every movement concerned, as well as in the collective mark.

2.2 The first thought when considering submission is willingness, that the horse understands what is being asked of it and is confident enough in the athlete to react to the aids without fear or tension.

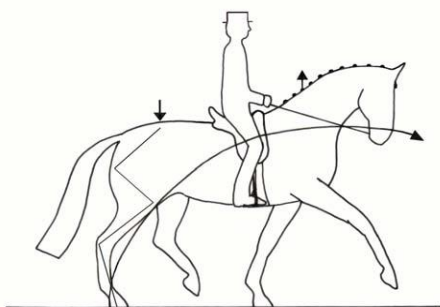
2.3 The horse's straightness, uphill tendency and balance enable it to stay in front of the athlete's legs and go forward into an accepting and self-carrying contact with the bit. This is what really produces the picture of harmony and lightness.

The fulfilling of the main requirements/movements of a Dressage test is a main criterion of submission.

Article 418 - THE COLLECTION

- 1 The aim of the collection of the horse is:
 - To further develop and improve the balance and equilibrium of the horse, which has been more or less displaced by the additional weight of the athlete.
 - To develop and increase the horse's ability to lower and engage its hindquarters for the benefit of the lightness and mobility of its forehand.
 - To add to the “ease and carriage” of the horse and to make it more pleasurable to ride.
- 2 Collection is developed through the use of half-halts and the use of lateral movements shoulder-in, travers, renvers and half pass.
- 3 Collection is improved and achieved by the use of the seat and legs and containing hands to engage the hind legs. The joints bend and are supple so that the hind legs can step forward under the horse's body.
- 4 However, the hind legs should not be engaged so far forward under the horse, that they shorten the base of support excessively, thereby impeding the movement. In such a case, the line of the back would be lengthened and raised too much in relation to the supporting base of the legs, the stability would be impaired and the horse would have difficulty in finding a harmonious and correct balance.
- 5 On the other hand, a horse with an over-long base of support, which is unable or unwilling to engage its hind legs forward under its body, will never achieve acceptable collection, characterised by “ease and carriage” as well as a lively impulsion originating from the activity of the hindquarters.
- 6 The position of the head and neck of a horse at the collected paces is naturally dependent on the stage of training and, to some degree, on its conformation. It is distinguished by the neck being raised without restraint, forming a harmonious curve from the withers to the poll, which is the highest point, with the nose slightly in front of the vertical. At the moment the athlete applies his aids to obtain a momentary and passing collecting effect, the head may become more or less vertical. The arch of the neck is directly related to the degree of collection.

Article 419 - THE POSITION AND AIDS OF THE ATHLETE



- 1 All the movements should be obtained with imperceptible aids and without apparent effort of the athlete. The athlete should be well-balanced, elastic, sitting deep in the centre of the saddle, smoothly absorbing the movement of the horse with his loins and hips, supple thighs with the legs steady and stretched well down. The heels should be the lowest point. The upper part of the body should be tall and supple. The contact should be independent from the athlete's seat. The hands should be carried steadily close together, with the thumb as the highest point and a straight line from the supple elbow through the hand to the horse's mouth. The elbows should be close

to the body. All of these criteria enable the athlete to follow the movements of the horse smoothly and freely.

- 2 The effectiveness of the athlete's aids determines the precise fulfillment of the required movements of the tests. There shall always be the impression of a harmonious co-operation between horse and athlete.
- 3 Riding with both hands is obligatory at FEI Dressage Events. Except for Freestyles. When leaving the arena at a walk on long rein, after having finished the test the athlete may, at his own discretion, ride with only one (1) hand. For Freestyle tests, see also Directives for Judges – Freestyle tests and Directives for assessing the degree of difficulty in a Freestyle test available at www.fei.org.

- 3.1 Apart from the halt and salute, where the athlete must take the reins in one hand, riding with the reins in both hands is obligatory at FEI Dressage Events, but a discreet 'pat on the neck' for a well performed exercise, or for reassurance, is perfectly acceptable (as is the situation of an athlete needing to wipe a fly from their eye, or other situations such as adjusting clothing, saddle pads etc).

However, if the rider intentionally takes the reins into one hand in order to use either the reins or the other hand to produce more impulsion from the horse, or to promote applause from the spectators during the test, it will be considered a fault and will be reflected in the mark for both the movement and the collective mark.

For the Freestyle tests, see also Directives for Judges - Freestyle tests and Directives for assessing the degree of difficulty in a Freestyle.

- ~~4 The use of the voice or clicking the tongue repeatedly is a serious fault. (Refer 32.10.3)~~

Article 420 - THE POSITION AND AIDS OF THE ATHLETE – PARA DRESSAGE

- 1 The Athlete will try to be well balanced and steady in the saddle, conforming as far as possible to the FEI definition of the Athlete' position. This position makes it possible for the Athlete to school/ride the Horse progressively and correctly showing that all the movements and transitions can be obtained with as little effort of the Athlete as possible. The aids which communicate the Athlete's wishes to the Horse are of great importance in Dressage.
- 2 Where possible, Athletes will ride with both hands at all Para Dressage Events, not only when executing any of the Official Para Dressage Tests published by the FEI but also when executing any National Test that might be inserted in the program of the same event. However, when leaving the arena at a walk on a long rein, after having finished their performance, the Athlete may, at their own discretion, ride with only one (1) hand.
 - 2.1 A discreet 'pat on the neck' for a well performed exercise, or for reassurance, is perfectly acceptable (as is the situation of an Athlete needing to wipe a fly from their eye, or other situations such as adjusting clothing, saddle pads etc). However, if the rider intentionally takes the reins into one hand in order to use either the reins or the other hand to produce more impulsion from the Horse, or to promote applause from the spectators during the test, it will be considered a fault and will be reflected in the mark for both the movement and the collective mark for 'Rider'. If foot reins are used, neither the hands nor arms may be used.
- 3 Voice – Athletes in Grades I, II and III may use their voice as an aid, provided they do so in moderation. Athletes in Grades IV and V may not use their voice at any time during the execution of their Test. Once a Test has started the Athlete shall not speak to any other person, unless spoken to by the Judge. Such a fault will be penalized by the deduction of at least two (2) marks by each Judge from those that would otherwise have been awarded for the movement where this occurred.

SECTION 38

PROVINCIAL DRESSAGE CHAMPIONSHIPS

38.1.0 ENTRIES

Provincial Championships are open to competitors from all provinces.

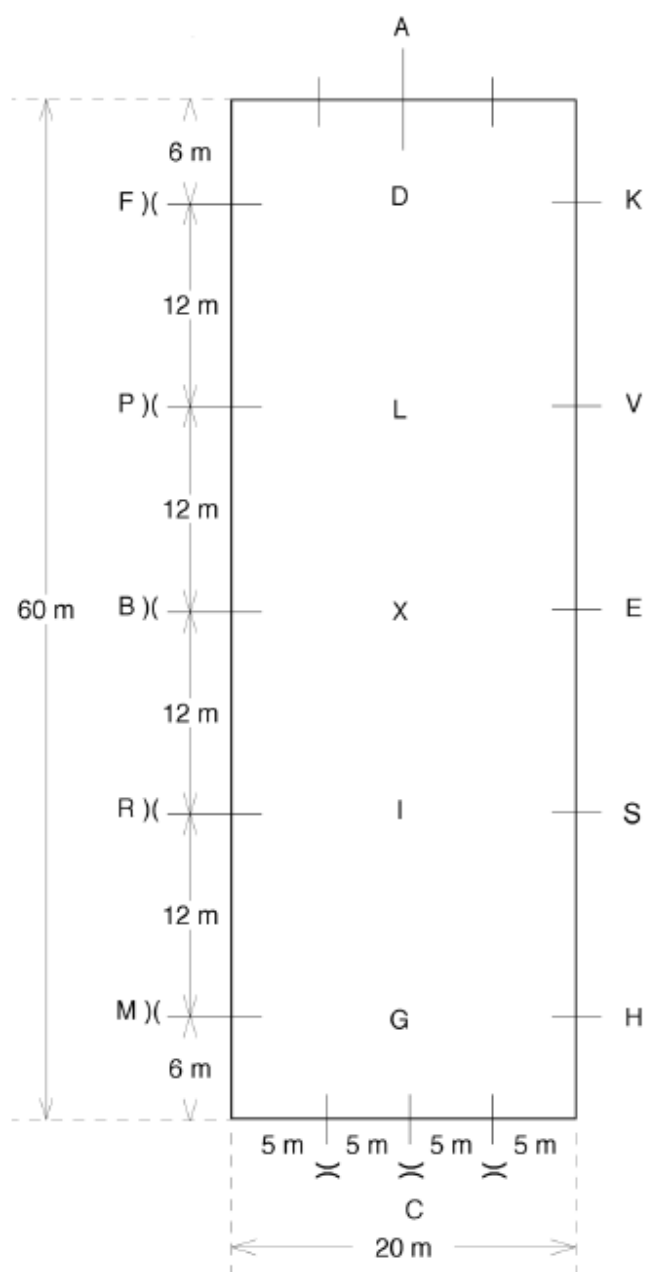
APPENDIX DS/1 - ARENAS FOR DRESSAGE COMPETITIONS

- 1 The arena must be flat and level.
- 2 The arena must be laid out and marked as per the above diagrams. The measurements given are for the interior of the arena surround. The arena surround itself should be a minimum of 25cm, ideally 30cm high, completely enclosed with a movable section at A. (See Section 32.3.0 [Arenas](#)). [The rails of the fence should be such as to prevent the horse's hoofs from being caught. The rails may not contain any metal components.](#)
- 3 Spectators or other objects, other than the arena markers, should as far as possible be at least 10 metres away from the arena surround and under no circumstances shall they be less than 5 metres from the arena surround. (For indoor arenas see Section 32.3.2.)
- 4 At all major events and at National Championships a centre line is recommended but is left to the discretion of the Organizing Committee. When a centre line is used it should be clear but discreet. The points at DL-X-I and G should not be marked. For Freestyle tests and Young Horse tests a centre line is not recommended.

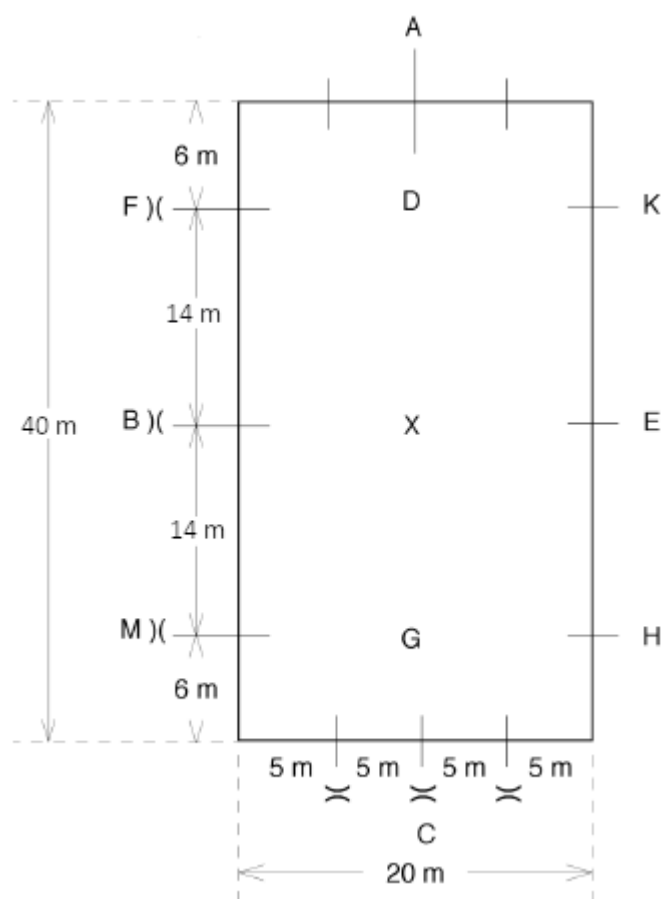
With grass arenas, it is recommended that the centre line be mown shorter than the grass in the arena.

- 5 The arena markers or letters should be placed approximately 0,50 to 1,0 meter outside the arena surround and should be clearly visible to competitors irrespective of the direction in which they are approached. It is recommended that the points D, L, X, I and G (large arena) or D, X and G (small arena) are marked on the markers F and K, P and V, B and E, R and S and M and H respectively (large arena) or on the markers F and K, B and E, and M and H respectively (small arena) to be written beneath the main marker in question and in smaller lettering. There should be clear mark on the arena surround in line with the letters.
- 6 The jury should, if possible, be provided with a platform to raise them above ground level and also provided with protection from the sun or weather. They should not be closer than 5m from the arena surround and should be so separated as to be invisible to each other. In the case of three/five judges, the judges at M or H should be sitting 2,5m in from the long sides. Where only two judges are used, the President of the Ground Jury sits at C and where possible, the second judge sits at E or B. Where three judges are used, the President of the Ground Jury sits at C and where possible another of the judges sit at M or H and the third should sit at either E or B on the opposite side to the judge at M or H. When five judges are used then the President of the Ground Jury sits at C and the other four at M, H, B and E.

ENTRY



ENTRY



APPENDIX DS/2 - KEY TO DRESSAGE FIGURES

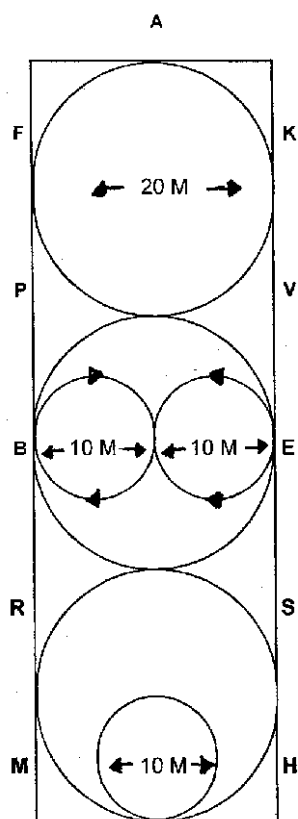


Fig 1

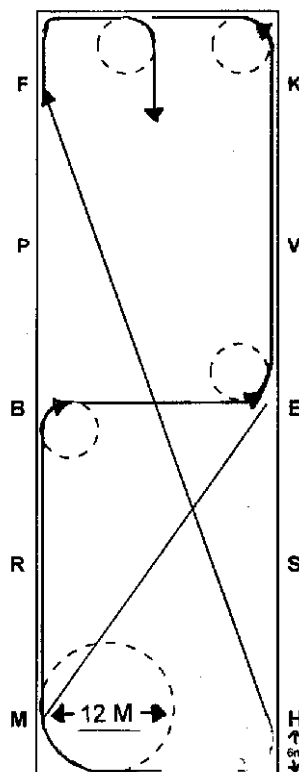


Fig 11

Fig 1 Shows 10m and 20m circles. It is important to note where these circles start and finish in relation to the markers. The two centre circles show how a figure of eight (Width of the arena) should be ridden - two equal 10m circles joined at the centre. The horse should be straight an instant before changing direction at the centre of the figure - in this case at X.

Fig II Shows three ways of changing rein

- i Diagonally across the whole arena
- ii Diagonally across half the arena
- iii Straight across the width of the arena (B X E)

It also shows how the corners and the turn at A coming down the centre line should be ridden. The figure shows one quarter of a 6m circle and one quarter of a 12m circle. These are the approximate dimensions that a supple advanced horse is expected to do when changing direction at right angles - the 6m circle for working and collected paces and the 12m circle for medium and extended paces. However, novice horses are not expected to turn so deeply in the corners. The important thing is to ride a true curve (the diameter of which is dependent on the suppleness of the horse in as far as he is able to maintain its pace and balance) with the horse bent in the direction it is going. A wrong bend or no bend at all is incorrect.

Fig III Shows a five loop serpentines going to the long sides of the arena. It is important to note where this figure touching the sides of the arena and across the centre line - only by observing this can the loops be kept even and true figures executed. True figures with smooth changes of direction assist the horse to maintain his rhythm and cadence. However, trot serpentines in Novice and Elementary tests and obviously tests requiring 3 – 5 meter canter serpentines either side of the centre line are not expected to be ridden straight across the centre line. See also Fig V.

Fig IV Shows half 10m and half 15m circles and returning to track - sometimes the return to track point is stated - other times the words “return to track before” a marker is stated.

It is important that the horse’s hind feet follow directly in line with those of the fore feet throughout this movement (in all paces). A tendency to move on two tracks is incorrect.

The figure also shows the use of two 10m half circles to change the rein and should be ridden as HALF a figure of eight as described in Fig I.

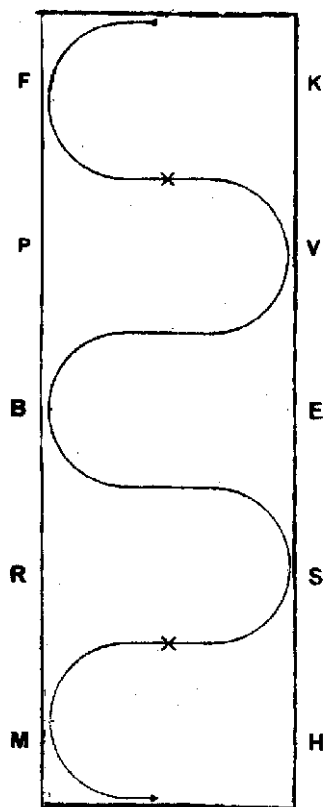


Fig iii

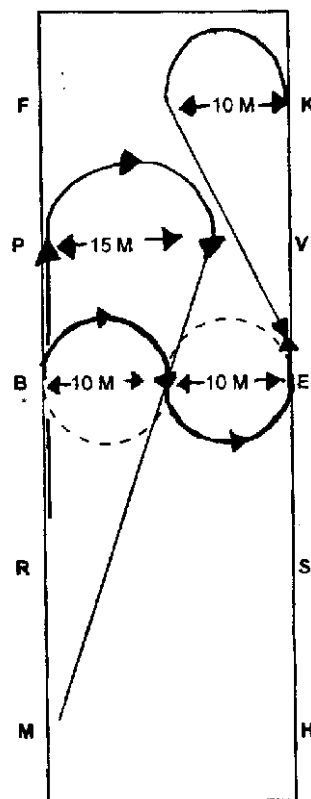


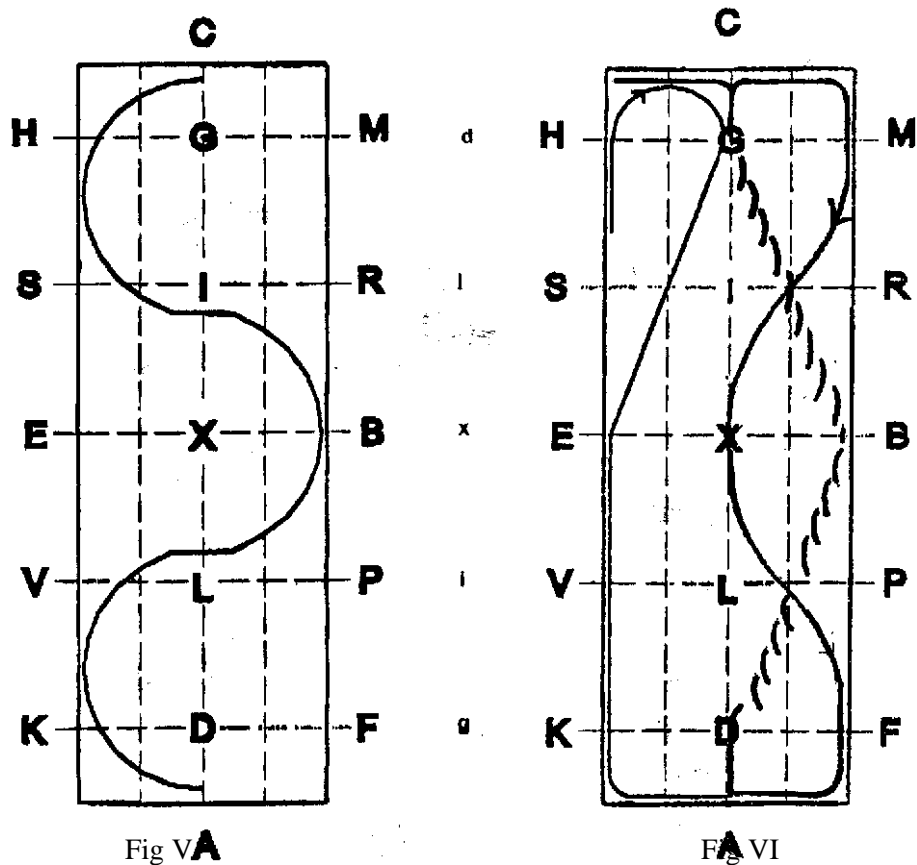
Fig IV

Fig V Shows a three loop serpentine. The Serpentine consists of half circles connected by a straight line. When crossing the centre line the horse should be parallel to the short side. Depending on the size of the half-circles the straight connection varies in length. See also Fig III.

Fig VI Shows the Counter change of Hand (both at the trot and canter in half pass or in trot only for leg-yielding) where the horse changes direction by moving obliquely either to the quarter line or the centre line or to the opposite long side of the arena, whence, he returns on an oblique line to the line he was following when he started the movement. See Art 409

Leg-yielding can be performed “on the diagonal”, in which case the horse should be as nearly as possible parallel to the long sides of the arena, although the forehand should be slightly in advance of the quarters. It can also be performed along the long side of the arena. (See diagram in Art 412)

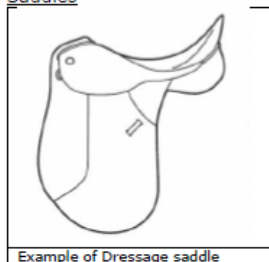
The half pass is executed “on the diagonal” only. The horse is looking in the direction in which he is moving. (See diagram in Art 412)



APPENDIX DS/3 - Saddlery

The images below are examples only, and similar equipment which produce the same effect on the horse are also allowed if they adhere to the written rules.

Saddles

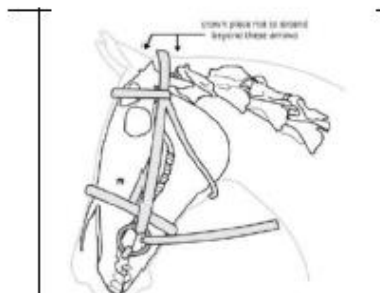


Example of Dressage saddle

Bridles



Ex. of Double Bridle, used with cavesson noseband, throat lash, bridoon and curb bits, and curb chain



Crown piece may not extend beyond the two arrows

Snaffle Bridle (with Cavesson noseband)



Dropped Noseband



Flash Strap



Crossed/Mexican/Grackle Noseband



Combined Noseband



Micklem Style Bridle



a DROPPED noseband which may ONLY be worn with a snaffle bridle

a CAVESSON noseband which may be worn with either a snaffle bridle or double bridle.

a FLASH noseband which may ONLY be worn with a snaffle bridle.

a CROSSED/MEXICAN noseband which may ONLY be worn with a snaffle bridle.

All permitted nosebands must be made of leather. Discreet padding may be used to protect the horse under the noseband. Internal padding is allowed for nosebands and poll pieces.

Variations of nosebands other than those illustrated or sheepskin, or synthetic sheepskin nosebands etc. are not permitted, neither is it permissible to wear more than one noseband.



A PELHAM WITH BIT CONNECTORS

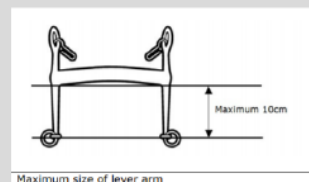


EXAMPLE OF ALLOWED ROWELS

Appendix DS/4 –Bits

Bits

- Diameter of bits
The diameter of the mouthpiece is measured adjacent to the rings or the cheeks of the mouthpiece (Dressage Rules art 434.3, Para Dressage Rules art 8431.3)
Curb – minimum diameter to be twelve millimetres (12mm)
Bridoons – minimum diameter to be ten millimetres (10mm)
Snaffles – minimum diameter to be twelve millimetres (12mm) for horses and ten millimetres (10mm) for ponies
Note: The diameter should not be measured systematically but in case of doubt
- Curb Lever Arm (Dressage Rules art 434.3.3.1, Para Dressage Rules art 8431.3.3)
The length of the lever arm below the mouthpiece of the curb bit is limited to ten centimetres (10 cm). The upper cheek must not be longer than the lower cheek. If the curb has a sliding mouthpiece, the lever arm of the curb bit below the mouthpiece should not measure more than ten centimetres (10 cm) when the mouthpiece is at the uppermost position.



Permitted Cheek Pieces (Snaffle and Curb)

Example of Loose Ring:



Example of Eggbutt:



Example of D-Ring:



Example of Upper Cheek:



Example of Full Cheeks:



Example of Hanging Cheek:



Example of Fulmer cheek:



Permitted Mouthpieces

Example of a single jointed mouthpiece



Example of a double jointed mouthpiece



Example of a double jointed mouthpiece



Example of unjointed mouthpiece



Example of a barrel joint



Example of a ball joint



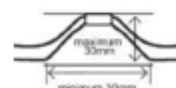
Example of double ball joint




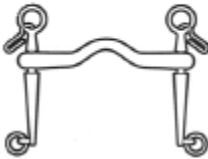
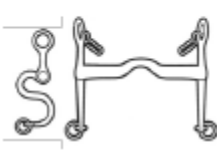
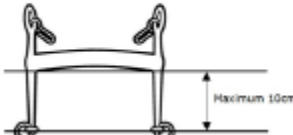


Example of a centre piece with a roller



Port deviation measurements (snaffles and curbs)



Appendix DS/4 - continued

Permitted Curb Bits		
Example of a Curb with straight cheeks 	Example of a Curb with port and sliding mouthpiece (with rotating arms) 	Example of a Curb with S cheeks 
 <p>Maximum 10cm</p>	Example of Curb Chain 	Examples of Curb Chain Covers 

Notes

- (i) All forms of double-jointed snaffles, with link piece being within the dimensions and plane of the overall mouthpiece and having rounded-off surfaces, are allowed.
- (ii) Link pieces made of a plate having sharp edges, and/or protruding beyond the outline and plane of the mouthpiece are not allowed. (E.g. “Dr Bristol”)
- (iii) Bits should follow the configuration of those illustrated and must be in their manufactured condition without any alteration or addition to/on any part.
- (iv) It is acceptable that there will be variations in the manufacture of the examples, but the rule in regard to variations in manufacture should be interpreted with the intention that the welfare of the horse, together with the best schooling principles, should be the only consideration.

APPENDIX DS/5 - DRESS AT ALL RECOGNISED EVENTS

LEVEL OF TEST	COATS	HATS	BREECHES	BOOTS	SHIRTS	TIES/STOCKS	GLOVES
PRELIMINARY/ NOVICE	Black, navy, tweed, or other dark colours which fall within the HSV colour scale. Contrast colouring and piping is allowed. See note below	Protective headgear	White, or off white	Long black or colour of jacket or leather Gaiters. Suede not allowed	White or conservative colour or pattern.	White, off white or same colour as coat or American style collar	White, off white or same colour as coat
ELEMENTARY	Black or navy, tweed or dark colour see note below	Protective headgear,	White, or off white	Long black or colour of jacket or leather leggings. Suede not allowed	White or conservative colour or pattern.	White, off white or same colour as coat or American style collar	White, off white or same colour as coat
ELEMENTARY MEDIUM	Black or navy or dark colour see note below	Protective headgear,	White, or off white	Long black or colour of jacket or leather leggings. Suede not allowed	White or conservative colour or pattern.	White, off white or same colour as coat	White, off white or same colour as coat

MEDIUM	Black or navy coat or tail coat in a dark colours	Protective headgear,	White, or off white	Long black or colour of jacket or leather leggings. Suede not allowed	White or conservative colour or pattern.	White, off white or same colour as coat	White, off white or same colour as coat
ADVANCED, FEI SMALL TOUR, FEI MEDIUM TOUR AND FEI BIG TOUR	Tail coat in a dark colour Double bridle or snaffle	Protective headgear.	White, or off white	Long black or colour of jacket or leather leggings FEI Tests Small Tour, Medium Tour and Big Tour – Long black or colour of jacket	White or conservative colour or pattern.	White, off white or same colour as coat	White, off white or same colour as coat

NOTES

1. As a general rule, a properly fastened Protective Headgear *** has to be worn by all Athletes as well as any other person) at all times when mounted and by Children, Pony riders, Juniors, Young riders and U25 for the Horse Inspection. It is recommended to be worn by any other person presenting the horse in the horse inspection. ~~All athletes (as well as any other person), regardless of age or level of competition, must wear properly fitted and fastened safety approved protective headgear*** at all times when mounted at any SAEF sanctioned Dressage competition at the event location. Children, Pony riders, Juniors and Young riders* must also wear protective headgear as defined below for the horse inspection, and it is recommended to be worn by any other person presenting the horse in a horse inspection.~~ Bowlers, top hats and hunt caps will no longer be permitted.

Pony Riders and Children may wear jodhpurs and jodhpur boots or long boots and must wear Protective Headgear (Harness attached to the cap in more than two places).

Note: At the tack check that follows the test, the steward may ask the athlete to dismount so that the helmet can be inspected for safety standard labelling. If, as a result of a tack-check, a rider's hat is found not to comply with the required standard safety standard, the organizer is to eliminate the competitor from all classes on that day with that helmet. If a rider starts a test without wearing the correct headgear, the judge is to ring the bell and instruct the rider to dismount and leave the arena. At the discretion of the organizer and the judge, the rider may restart the test once properly attired. If a rider fails to comply with the instruction, the organizer is to eliminate the competitor from all classes on that day. This will also apply if, as a result of a tack-check, a rider's hat is found not to comply with the required standard.

*A person may compete as a Young Rider from the beginning of the calendar year in which she reaches the age of sixteen (16) until the end of the calendar year in which he reaches the age of twenty-one (21).

**An athlete is considered to be twenty-two (22) years old from the beginning of the calendar year (1st January) in which he reaches the age of twenty-two (22).

***Protective headgear must conform with one of the current approved safety standards:

- British: All PAS 015 (1998 onwards)
- European: VG1 or EN1384-2017 (only in conjunction with another accepted standard from the list)
- American: SNELL E2001 or E2016
- Australian and New Zealand: AS/NZS 3838 2006 onwards
- American ASTM F1163:2004a onwards and any subsequent updates
- ~~Current American standard ASTM F1163 (2004a or 04a onwards)~~
- ~~Current American standard SNELL E2001~~
- ~~Current British Standard PAS 015 (1998 or 2011) provided they are BSI Kitemarked~~
- ~~Interim European Standard VG1 (01.040: 2014-12) with or without BSA Kitemark~~
- ~~Current Australian Standard AS/NZS 3838 (2006 onwards) provided they are SAI Global marked~~
- ~~New Australian Standard ARB HS 2012 provided they are SAI Global marked~~

2. Protective Headgear must always be worn with Tailcoats.
3. Leggings are defined as black leather gaiters worn over jodhpur boots.

4. For Freestyle only, any single colour jacket/ tailcoat will be allowed. Striped or multi coloured coats are not permitted. Tasteful and discreet accents, such as a collar of a different hue, modest piping, or crystal decorations are acceptable.
5. Waistcoats may be worn, with permission from the organizing committee, at shows below CDN status. Shirts must have sleeves and collars when riding without jackets. Military or Police uniform may be worn at all events.
6. Any tasteful and discreet single colour tailcoat or jacket (excluding the National Colour, unless awarded to the Athlete) will be allowed. Striped or multi-coloured jackets are not permitted. Tasteful and discreet accents, such as a collar of a different hue or modest piping or crystal decorations, are acceptable. Only Dressage SA registered badges are allowed on jackets.
7. Under penalty of elimination, the use of ear phones is strictly forbidden. They are, however, allowed in the warm up.
8. DSA registered club golf-type shirts to be permitted at levels at local, non CDN shows.

APPENDIX DS/6 - FREESTYLE RULES

1 Definition

- (a) This is a competition of artistic equestrianism to music at all levels. The athlete is, however, absolutely free in the form and manner of the presentation he/she chooses within a fixed time. The test should clearly show the unity between rider and horse as well as harmony in all the movements and transitions.

2 Freestyle Competitions

- (a) All grades and age classifications are catered for.
- (b) Eligibility of competitors must be published in the schedule
- (c) Judging sheets, which state the required movements, are available in the same way as ordinary dressage test sheets. Prelim to Advanced Grades will use the Dressage South Africa Test Sheets, FEI Small, Medium and Big Tour Freestyles will use the latest FEI freestyle test sheets.
- (d) All Freestyle competitions held at Recognized Events must be run in accordance with these rules as well as all applicable Dressage rules.
- (e) Judges shall be appointed in accordance with Section 32.5.0.
- (f) All entries for Freestyles, unless otherwise stated in the schedule must be within the horse/pony's current registered grade
- (g) Dress for the Freestyle competitions is the same as worn in the respective classes of normal dressage competitions, as per Dressage SA rules unless otherwise stated. Rules regarding saddlery, related tack apply. (See Appendix DS/5 - Notes)

3 Required Movements

- (a) The test must start and finish with a halt and salute on the centre line.
- (b) All the required movements listed on the test sheets must be performed, and will be marked out of 10 in the normal way.
- (c) Required movements may be performed more than once should the competitor wish to highlight the horse's particular capabilities.
- (d) If a compulsory movement has been left out completely and deliberately the judge has to give a zero for the movement. The scores for both choreography and degree of difficulty cannot be higher than **max. 5.5**. It is up to the judge to go further down with these marks if more than one movement has been left out.
- (e) If an athlete deliberately shows movements of a higher grade not mentioned in the test sheet, no mark for the technical execution of that movement is possible. The scores for both choreography and degree of difficulty, cannot be higher than **max. 5.5**. It is up to the judge to go further down with these marks if more than one movement of a higher grade has deliberately been shown

4 Timing

- (a) The duration of the tests in the various grades is indicated on the relevant tests.

- (b) The timing of the test will be executed from the **move-off** after the first halt to **the transition** into the final halt.
- (c) In the case of a Freestyle test being clearly above or below the required time limit there will be a deduction of 0.5 % from the total of the artistic score. Slight failure to perform within the given time (approx. 10 seconds) should be treated generously without a deduction of marks, especially if unusual circumstances (such as external distractions or bad conditions of the ground) occur (This is taken directly from FEI Directive)

5 Choreography

- (a) The choreography of the test should show originality with order, avoiding the limitations of a normal dressage test, but not confusing the judge and spectators with indiscernible patterns.

6 Degree of Difficulty

- (a) The assessment of the degree of difficulty in a Freestyle test cannot be made separately from the other technical and artistic scores. There is a close connection between the degree of difficulty and the technical execution as they greatly determine the first two artistic scores. Lack of quality in the execution of the movement is considered a deficit in the performance ability of athlete and/or horse. These must be taken into consideration as deductions in the degree of difficulty scoring. When only the minimum requirements for the basic level are fulfilled, approximately 6.0.
- (b) All elements that raise the degree of difficulty shall be positively rated when fully complemented and supported by the music

7 Music

- (a) It is desirable that the character of the chosen music should match the horse's way of going. Transitions between paces should be flowing and contiguous, without disruptive gaps in the sound and rhythm of the test.
- (b) Any type of music may be chosen, and its enhancement of the horse's movements will be the judging point. Vocalized music is allowed, but should not distract from performance.
- (c) Music must be recorded on an Audio or MP3 CD or flash drive, depending on the show holding body's requirements as stipulated in the schedule, and played through a loudspeaker system.
- (d) Live music, performed next to the arena, is not permitted.
- (e) Introductory /Entry music before the first halt is compulsory. A rider must enter the arena within 30 seconds of the music starting and may halt anywhere on the centre line.
- (f) The music must cease on the final halt.
- (g) In the event of a breakdown of the broadcasting equipment, the judge will ring the bell, and the test will be recommenced when the sound is restored. If, at the start of the test, the athlete is dissatisfied with the quality of sound reproduction, he/she may indicate to the judge, and the possible malfunction of the equipment can be investigated
- (h) Technical failure: In the case of an athlete's music failing during a Freestyle Test and in cases where there is no back-up system, the athlete can, with the permission of the President of the Ground Jury, leave the arena. There should be minimum interference with the starting times of the other riders. The affected athlete should return to complete

or restart his/her test during a scheduled break in the competition or at the end of the competition. The President of the Ground Jury, after conferring with the athlete, will determine when the athlete should return to the arena. It is up to the athlete whether to restart the test from the beginning or to commence from the point where the music failed. In any case the already given marks will not be changed.

8 Quadrilles and Pas de Deux

- (a) Quadrilles and Pas de Deux will be judged as per the FEI Rules.
- (b) Pas de Deux, is a class in competitive dressage where two horse/rider combinations are in the arena at the same time. Pas de Deux teams consist of two horses and two riders each performing as both a team and individually, with the emphasis of the scoring being on the quality of the movements executed. Pas de Deux teams performs a self-choreographed test at a specified freestyle level.
- (c) Judging: Three judges, sitting at C. One judge judges one of the combinations, one judge judges the other combination. Both judges give only technical marks. The third judge judges the artistic performance.
- (d) DSA Quadrille and Pas de Deux Tests Sheets are available.

9 Extensions

- (a) Extended trot on the circle line or through 2 corners is only regarded as medium trot.
- (b) An incorrect flying change when returning from extended canter reduces the mark for the extended canter itself.

10 Equality

- (a) In the case of equality of percentage in a freestyle test, for the first three places, the higher artistic mark will decide on the better placing. Should the artistic mark be the same, the highest harmony mark will decide. If still tied, the higher choreography mark will decide.

11 Artistic Marks

- (a) The artistic marks are scored by full, half or decimal marks and multiplied by their coefficients.

Reference should be made to the latest FEI Freestyle Directives found on the FEI website under Useful Documents.

APPENDIX DS/7 - OBLIGATORY USE OF PANEL JUDGES (Read in conjunction with Section 32.5.0).

- 1.0 The minimum standard of judges as detailed hereunder is obligatory for the following Events - CN Status, FEI and the Dressage SA Competition:
- 2.0 Conflict of Interest. No Judge may officiate at an event if his duties will involve a conflict of interest. The following persons may not be a member of a Ground Jury at an event:
- (a) The owners/part-owners and riders of horses taking part in the event.
 - (b) Chefs d'Equipe, team officials, regular trainers and employers and Employees of competitors. Regular trainer may only judge whether there is no other reasonable alternative and provided that at the event the appointed judge may not give training assistance.
 - (c) The relatives of owners, competitors, Chefs d'Equipe or team officials.
 - (d) Persons having a financial or personal interest in a horse or competitor taking part in a competition.
 - (e) When accepting invitations to judge, a judge must declare his/her interest in any person or horse competing that he/she has /owned/part-owned or has had a business interest in within the twelve months preceding the event, thus giving the OC the opportunity to allocate that judge to competitions in which this particular person/horse will not take part.

1.1 EVENTS HOLDING CDN STATUS AND ABOVE

(EXCLUDING SOUTH AFRICAN NATIONAL INDIVIDUAL OR TEAM CHAMPIONSHIP CLASSES).

- (a) All Tests up to EM and above including PRM and CDN Status Qualifying Classes. A minimum of two judges one of whom must be on the National Panel or National Candidates Panel.
- (b) M, PRM Tests including CDN Status Qualifying Classes. A minimum of two judges, one of whom must be from the National Panel, the other may be from the National Candidates Panel.
- (c) Advanced Tests. A minimum of two judges from the National "A" or "B" Panels.
- (d) Prix St. Georges Level and Above. A minimum of three judges from the National Panel, two of whom must be from the National "A" Panel.

1.2 SOUTH AFRICAN INDIVIDUAL CHAMPIONSHIPS

- (a) Adult Championship and Adult Freestyle Championship. The Jury shall consist of a minimum of three but ideally five judges, three of which must be from the National "A" Panel or above and the remaining two from the National "B" Panel. No more than two judges should be resident in any one province where five judges are appointed. Where three judges are used they should each reside in different province.

- (b) Young Rider, Junior, Children and Pony Rider Championship and Freestyle Championships:

The jury shall consist of a minimum of three but ideally five judges, three of which must be from the National “A” panel or above and the remaining two from the National “B” Panel. No more than two judges should be resident in any one province where five judges are appointed. Where three judges are used they should each reside in different provinces.

- (c) Visiting foreign judge/s may replace a National “A” Panel or “B” Panel judge/s provided permission is first obtained from the Dressage SA committee. All such applications should be addressed to the Secretary General of the SAEF and the Dressage SA Chairman.

1.3 SOUTH AFRICAN NATIONAL TEAM CHAMPIONSHIPS

- (a) Adult Championship. The Jury shall consist of a minimum of three but ideally five judges, three of which must be from the National “A” Panel or above and the remaining two from the National “B” Panel. No more than two judges should be resident in any one province where five judges are appointed. Where three judges are used they should each reside in different provinces.
- (b) Young Rider, Junior, Children and Pony Rider Championship. The jury shall consist of a minimum of three but ideally five judges, three of which must be from the National “A” panel or above and the remaining two from the National “B” Panel. No more than two judges should be resident in any one province where five judges are appointed. Where three judges are used they should each reside in different provinces.

2. EVENTS BELOW CDN STATUS

For competitions up to and including Grand Prix, one National or Provincial Judge is acceptable, provided that the judge is qualified for that level according to the Provincial rules. See Rule 5.

If it is compulsory for all qualifying or warm-up competitions preceding a championship to be held in the order stated in the rules and for championships to be held in daylight, unless the lighting provided at the venue is approved by a Representative of Dressage SA in conjunction with the President of the Ground Jury and the Organising Committee, as being of a sufficiently high standard to permit one or more of the qualifying competitions to be staged at night. No more than one Championship class can be ridden per day; the Freestyle is defined as a Championship competition; and two judges are required to judge each Qualifier.

3. LEARNER JUDGES

In competitions staged for grading purposes, Learner Judges may not officiate on their own - neither should their marks be taken into consideration in the compilation of results.

4. FOREIGN JUDGES

Foreign Judges may officiate in place of any of the aforementioned judges but ONLY provided permission has been first obtained from Dressage SA or the Provincial Dressage Committee depending on the status of the event and the relevant panel level in their own country.

Application for such approval must be made to Dressage SA, giving full details of the foreign judge's Panel Qualifications, before any invitation to the foreign judge to officiate is made.

5. UNAVAILABILITY OF PRESCRIBED JUDGES

Should the prescribed level of judges not be available, permission must be obtained, to use a judge on the next lower panel. For CDN status shows approval must be obtained from the Dressage South Africa council and for shows below CDN status the relevant Provincial committee must approve. Such shows will not receive grading points – see No 2 above.

6. PERMISSION TO OFFICIATE AT EVENTS OUTSIDE SOUTH AFRICA

Officials on Dressage SA National Panels and Provincial Panels invited to officiate outside South Africa are requested to notify Dressage SA accordingly. If such an invitation is dependent on a testimonial being given by Dressage SA then an application for this must first be made through the applicant's Provincial Dressage Committee to be forwarded to Dressage SA with that Provincial Dressage Committee's recommendation.

7. MAXIMUM NUMBER OF COMBINATIONS A DAY

At any event a Judge may not be called upon to judge more than approximately ~~50~~ 40 combinations a day.

APPENDIX DS/8 – DRESSAGE SA CHALLENGE RULES

The DSA Challenge will be classified as CDN status show in each province and run under the rules governing all National CDN status shows. All rule changes and rules governing the DSA National Challenge for that year will show the latest rules in the schedule. The show schedule will be the governing document.

Sections

The competition shall be run at separate levels with the relevant tests for each section being elected annually by the Dressage SA council.

<u>Section</u>	<u>Grade</u>
Section 1.	Adult Preliminary
Section 2.	Adult Novice
Section 3.	Adult Elementary
Section 4.	Adult Elementary-Medium
Section 5.	Adult Medium
Section 6.	Adult Advanced
Section 7.	Adult FEI level - Small Tour
Section 8.	Adult FEI level - Medium Tour
Section 9.	Adult FEI level – Big Tour
Section 10.	Junior Preliminary
Section 11.	Junior Novice
Section 12.	Junior Elementary
Section 13.	Junior Elementary-Medium
Section 14.	Junior Medium
Section 15.	Junior Advanced
Section 16.	Junior Small Tour
Section 17.	Pony Rider/ Children Preliminary
Section 18.	Pony Rider/Children Novice
Section 19.	Pony Rider/Children Elementary
Section 20.	Pony Rider/Children Elementary-Medium
<u>Section 21.</u>	<u>Pony Rider/Children Medium</u>

All rules such as riding from memory or use of a whip relating to the DSA Challenge classed will show latest updates in the show schedule for that year. Latest updates to any rules will be updated in the show schedule for that year.

Team Classification

A Team event will be incorporated into the Dressage SA Challenge. ~~This will be one of two options which will be updated and confirmed in the show schedule for that year and decided by the provincial councils before the start of the first challenge for that year.~~

~~Option A Each province will nominate three athletes per section before the start of the event and the top two scores of the nominated athletes will count towards the team score for that section.~~

~~The sum of the two scores will constitute the Provincial Team total. In the case of equality of points, the team whose second ranked athlete achieved the higher percentage will be placed first.~~

Team selection will be from the home province ~~only~~, and riders competing out of province ~~will not be eligible for teams.~~

~~Option B~~ The top 2 scores for each province in each section will automatically be the team for that province.

Pony Rider and Children's in the same grade may be combined to make up a team should entries warrant.

The sum of the two scores will constitute the Provincial Team total. In the case of equality of points, the team whose second ranked athlete achieved the higher percentage will be placed first.

Province Participation

For the Province to participate, it must compete in a minimum of three sections and 25 horses to make travelling of two judges a viable proposition. It would, however, not be necessary for all sections of the competition to be held by a Province, it is merely a chance for dressage athletes to ride on reasonably equal terms against their peers in the other Provinces. ~~A Participation Fee will be levied for each Section entered, to partially cover administration costs. The amount charged per Section will be revised annually.~~

Each Province will be limited to a maximum of 40 starters a day. Large provinces may have 120 starters which will run over 3 days in total for all section for the Dressage SA Challenge Classes at the show. The number of athletes allowed for each section will be at the discretion of the Provincial Dressage Committee.

In any Section where qualifying classes are necessary and an athlete qualifies two or more horses for that Section, the athlete must nominate one horse only for that section, unless the number of qualifiers falls short of the allowed limit.

Dressage SA Challenge classes must not incorporate any other class or championship.

Ground Jury

The Competition shall be judged by the same two National Panel Judges, 1 must be a National Panel A or higher, the second may be a National Panel B who will travel to each of the participating Provinces. Ideally, the Provincial legs of the Competition should be held as close as possible to each other on the calendar.

The visiting judges will not judge more than 40 combinations per day and will only judge the Dressage SA Challenge. The judges may not judge other classes except for approved para-equestrian classes.

Arenas

The Judges will always judge from the same position in each section and leg of the competition, with one Judge at 'C' and the positions 'B' or 'E' being used in alternating years. If this is not practical, the judges may sit at 'C' and 'B' or 'E', with permission from the Dressage South Africa committee.

The arena surface should be fibre, sand or good quality grass.

The Show Holding Body shall ensure that the entrance to the dressage arena is closed once the Athlete has entered at A.

Rider Participation

Horses may only compete in the grade in which they are registered Dressage SA, as at closing date of entries for the Event incorporating the Dressage SA Challenge.

Where a horse/pony has qualified for the Dressage SA Challenge in a specific grade and has subsequently been upgraded following the qualification show, the horse/pony will compete in the Dressage SA Challenge in the grade in which it qualified and may not compete in another show in the higher grade before completing the Dressage SA Challenge. Horse, owner/athlete combinations may only compete in their home Province (i.e. both horse and athlete must be registered in the Province in which they are competing).

However, on application containing the reason and explanation for the request to the Dressage SA council, athletes may compete in the Dressage SA Challenge outside their home province, or compete on horses registered in another Province (providing such athletes/horses are considered "bone fide" combinations). The host Province for athletes granted permission must be in agreement as this application may impact on the qualifying athletes in that Province.

It must be noted that permission will not automatically be granted and that the decision of the Dressage SA Council, with approval from the Province that will be asked to accept the entry, and the original province, will be final and binding.

In the event that a Province cannot field enough athletes to justify the expense to send two judges to that Province, the athletes from that Province may compete in another Province. The visiting athletes must be allowed to compete in addition to the qualifying riders of the host Province.

An athlete's score, achieved outside of their home province will be attributed to their home province for purposes of overall national results in the Individual classifications and team results.

Horses may only compete in one age group in the same year, e.g. a horse entered in a Junior Section may not also be entered in an adult Section.

Show Organizers

Each year an updated form with show holders obligations for staging a DSA Challenge will be sent out and form part of the rules for running the DSA Challenge and must be strictly adhered to, to ensure fair competition in each province.

The tests involved in the Dressage SA Challenge will form part of the schedule for the Event holding the Challenge. The Show Organizers will choose what entry fees/prize money/prizes will be allocated to the classes relating to the Challenge at a Provincial level. The overall Section winners, nationally, will only be known when all the Provincial legs have been completed, at which time a list of placings, and the scores of both judges for all horses entered will be forwarded to the Dressage SA Challenge Convener. The Dressage SA Challenge Convener will forward the results to the Dressage SA President, the Provincial chairmen of the participating Provinces, whose responsibility it will be to inform their respective members/competitors. However, results will be sent out after each Province has competed to keep interest.

Horses Schooling

Under no circumstances, and under penalty of disqualification, may any horse take part in any class at the Dressage SA Challenge that has been schooled under saddle by anyone other than the competitor concerned from the start of the first day of the show until the last entered class. The onus is on athletes to comply with this rule where horses are removed from the grounds.

Awards

Prizes for all Sections will be awarded at ~~the respective National Dressage Championships~~ or at provincial awards evenings, ~~final decision for the awards in that year will be stipulated in the show schedule.~~ Small, star-shaped badges will be awarded to the overall winners for the Adult Sections of the Dressage SA Challenge. Triangular badges will be awarded to the overall winners of the Junior and Pony Rider/ Children Sections. It is recommended that these badges should be stitched on to the athlete's jacket in a straight line on the left hand side. Should the athlete also have Provincial or National Colours, these Dressage SA Challenge badges should be positioned above the other badge.

Colours of the Dressage SA Challenge badges will be as follows:

FEI level	- Gold
Advanced and Medium	- Silver
Elem-Medium	- Red
Elementary	- Blue
Novice	- Green
Preliminary	- Yellow

Costs

Costs of transport, airfares and accommodation for both judges is currently borne by DSA any changes will be updated in the show schedule for that year.

Cost of transport to and from show grounds/judges accommodation/airport must be borne by the organizing committee.

All other show costs are for the organizing show holding body.

Convener

At the AGM of the Dressage SA Council, a National Convener for the Dressage SA Challenge will be appointed for the following two years.

APPENDIX DS/9 – DIRECTIVES FOR YOUNG HORSE DRESSAGE COMPETITIONS

Dressage SA Rules for Dressage Events apply to all young horse events, except where stated differently below. (Modified for Local conditions)

A primary concern is the correct training of young dressage horses, to enhance the reputation of national breeds and to encourage interest in national competitions involving young horses.

Dressage Tests

Young horse tests as published by Dressage SA will be used.

Classes must be restricted in age groups e.g. 4 years, 5 years and 6-7 years.

Depending on the expected number of entries, organizing committees may arrange classes in separate or combined age categories.

Dress and Saddlery

As per Dressage SA rules. All young horse tests are required to be ridden in a snaffle.

Assessment

Basic ideas: The handiness, basic paces and general impression of the horse as a dressage horse will be judged. Judges should ask whether or not the performance of the horse corresponds to the general idea of a dressage horse; whether the horse is on the correct training path; and whether the horse has the ability to perform Dressage at a high level.

Special emphasis has to be made of soft and constant contact, the satisfactory activity of the mouth, an elastic poll in the three basic gaits and in the transitions. The steps and strides must be in rhythm and without tension.

Flexion and bending, the harmonious development on both hands and suppleness are important. There must be impulsion, which has to be developed through the hindquarters, leading into a swinging back and a soft and steady contact.

Fundamental training errors will generally lead to lower marks being awarded.

Examples of such errors are: obviously un-level rhythm, tension, lasting contact failure, insufficiently swinging back, serious crookedness and insufficient engagement of the hind legs.

Minor mistakes (e.g. halt not straight, concentration lapses, moments of shortness in the neck or being momentarily above the bit) should be judged with some lenience, if, in principle, the horse is demonstrating good movement and is shown to be presented correctly in accordance with its level of training.

Horses which at the beginning of the test show tension and some concentration lapses or which may even be a bit spooky, should be judged more benevolently than in other Dressage competitions.

The exercises required of young horses are generally of a low level and collection is not required.

Examples of minor mistakes:

- Transitions not exactly at the markers
- Medium canter slightly crooked

- Slight crookedness when collecting after extensions
- Starting the lateral movements not exactly at the markers

Walk: The walk is a marching pace in which the footfalls of the horse's hooves follow one another in a "four time" beat, well-marked and maintained in all work at the walk. When the foreleg and the hind leg on the same side move almost on the same beat, the walk tends to become almost a lateral movement. This irregularity, which might become an ambling movement, is a serious deterioration of the pace.

It is at the walk that the imperfections of dressage are most evident. A young horse should not be asked to walk "on the bit" at the early stages of his training as to require collection at this stage will negatively influence the horse's development. The horse should cover ground well and must step forward into the bit with confidence.

Trot: The trot is a pace of "two time" on alternate diagonal legs (the left fore and right hind leg alternating and vice versa) separated by a moment of suspension. The trot should consist of free, active and regular steps and must be moved into without hesitation.

The quality of the trot is judged by assessing the overall impression, the regularity and elasticity of the steps - originating from a supple back and well engaged hind quarters - and by the ability to maintain the same rhythm and natural balance, even after a transition from one trot pace to another.

Canter: The canter is a pace of "three time", where at canter to the right, for instance, the footfalls follow one another as follows: left hind, left diagonal (simultaneously right hind and left fore), right fore, followed by a moment of suspension with all four feet in the air before the next stride begins. The canter should be light and regular and the horse should remain straight. The strike off should be without hesitation.

The quality of the canter is judged by assessing the overall impression, the regularity and lightness of the three paces (working, medium and extended) - originating from the acceptance of the bridle with a supple poll and in the engagement of the hindquarters with an active hock action - and by the ability to maintain the same rhythm and a natural balance, even after a transition from one canter pace to another.

General Impression:

The emphasis here is on the three basic paces, the type and quality of the horse's conformation, the charisma and presence of the horse, suppleness and the degree of effortlessness with which the horse is able to perform the movements. A horse, which has the potential for high-level sport, has to be preferred to a horse that completes the test in an obedient manner but has no real ability to proceed to the higher levels of Dressage.

The Athlete:

The judging of the seat, aids and influence of the athlete plays a secondary role.

Judging of Young Horse Tests:

The tests are to be judged by a Ground Jury of up to three qualified judges. The three judges will sit together in the same judge's booth (positioned at C) and will judge as a team and will not give separate marks. In addition to these three judges, a fourth judge may be appointed to provide a commentary after the completion of each horse's test. This commentary is mainly for the benefit of spectators and the main purpose thereof is to explain the rideability and strengths of the individual horse in relation to the demands at each level of competition, the quality of the three basic paces, and the horse's ability to perform as a high-level dressage horse. The commentator should give their commentary in the national language of the country

in which the event is taking place as well as English. A list of judges who are qualified to act as commentating judges will be maintained by Dressage SA or the Provincial Dressage Committee.

At Championship events, commentary will be compulsory for the second qualifying test and for the final competition. At other events, commentary is not compulsory but is recommended in order to encourage spectator interest and to illustrate the differences between young horse events and other international dressage competitions.

In addition to and as part of the test sheet, an assessment of each horse will be completed by the judges. The judges will write a detailed report underlining the strengths and weaknesses of each horse. Special attention must be given to the “General Impression” section of the assessment, where all the positive and negative aspects of the horse should be set out.

Organizers should make provision for a short break (up to five minutes) between horses so as to allow for sufficient time for the commentary and the marking and completion of the test sheet and assessment form.

Penalization. Every “error of the course”, whether the bell is sounded or not, must be penalized, except as noted above:

- the first time by 0.2 points,
- the second time by 0.4 points,
- the third time the competitor is eliminated

Marking.

In Young Horses Tests, one decimal is allowed.

Reference should be made to the latest FEI Directives for Dressage Competitions for 5, 6 and 7 year old Horses found on the FEI website under Useful Documents.

APPENDIX DS/10 - DRESSAGE DERBY

Classes:

- A. Children and Pony Riders
- B. Juniors and Young Riders
- C. Adults

A Derby with change of horses may be organized. It shall be open to and compulsory for the three (3) best athlete/horse combinations from (1) or two (2) qualifying competitions (to be specified in the schedule).

No change of saddle, bridle and bit is permitted. The horses must always be ridden in the same saddle, bridle and bit. The order of starting will be as per the schedule with the highest qualifying athlete going last and the lowest qualifying athlete going first.

The Derby will be judged by two (2) National panel judges or one (1) National judge and (1) Provincial judge provided the judge is qualified for the level according to Dressage SA rules

Horses measuring 1.48m and under may not be ridden in Junior or Adult Derby classes (Rule 34.8.0)

Each Rider rides his own horse first and thereafter will ride in the following order starting with the lowest qualification combination.

Horse	3 2 1	3 2 1	3 2 1
Rider	3 2 1	2 1 3	1 3 2

The combination qualified for fourth place will be the test rider for the Derby competition. It is compulsory for this combination and will be first to ride.

APPENDIX DS/11 – ARENA ETIQUETTE AND SAFETY

Please, remember that everyone has a living animal underneath them and not every movement is always under control. Do not expect that every rider sees you and remember that it is not impolite to raise your voice if you are getting too close or planning to pass. This will announce your intentions and tell other riders what you plan to do. It is not worth fighting over someone's mistake. If a mistake is made, it is better to quietly inform the person of the rules.

Common sense must always be used. Be aware of your total environment to avoid collisions. Show by example so others may learn. Always remember that etiquette is a tool for mutual cooperation. Polite conversation and a positive flow pattern will avoid many problems.

Basic rules for Show Warm-up:

- Never mount or dismount on the track – move to the centre or out of the arena
- When entering it is polite to start riding on the same rein (direction) as the majority of the horses in the arena
- When entering the arena, be careful not to cut off another rider
- Slower gaits take the inside track. Walk on the inside track. The outside track is always given to horses working on the faster gait
- The international rule is to pass left shoulder to left shoulder when passing head on and look where you are going
- Keep one horse's length from any other horse. If you are overtaking traffic in the same direction pass to the inside with care and plenty of clearance. Better yet, make a large circle back to the inside or cut across the arena to avoid passing.
- When turning, check your "rear window" first
- Take care when using your whip
- If your horse kicks, put a red ribbon in its tail
- If you are having difficulty with your horse and must stop, move to the centre of the arena out of the way of other riders or move out of the warm-up arena
- If someone falls off and a horse gets loose, all riders should stop
- Do your warm-up in a positive manner
- Perform warm-up routines with a purpose: do not meander around the arena or park yourself in the riding arena
- Be polite
- No smoking
- No talking on cell phones while riding
- No dogs in the arena with horses and riders
- Instructors and coaches should help from the sidelines and not inside the arena
- Riders should never stop in the track next to the fence to speak with somebody
- Horses not entered in the competition do not belong in the warm-up arena during competition
- Spectators should stand outside the arena
- It is never a social time or an opportunity to hold court when in the warm-up arena

APPENDIX DS/12 – SUBSTITUTIONS

1. INDIVIDUAL COMPETITIONS

- 1.1. Events other than CN Status events: At all recognised events, other than CN Status events, applications for substitutions shall be made to the Organising Committee or the President of the Ground Jury of the class before the commencement of the competition concerned.
- 1.2. CN Status events and CI Status: At all CN and CI Status events application for substitutions shall be made to the Organising Committee of the event not later than 30 minutes before commencement of the competition concerned. However, the Organising Committee may increase the 30 minutes or stipulate a definite time, provided it is detailed in the schedule of that event.
- 1.3. Qualifying Competitions: When a competition consists of one or more qualifying competitions and the marks scored are used to arrive at the qualification for the competition, then the time period referred to in Clause 1. hereof shall be prior to the commencement of the first qualifying competition concerned.
- 1.4. Substitutions are not permitted in competitions in which entry is restricted by qualification in previous competitions at the same event or previous qualifying events for this competition

2. SUBSTITUTION OF HORSE AND/OR RIDER

- 2.1 A competitor or person authorised by him/her, may substitute any horse and/or rider in a competition provided that they are eligible in terms of the rules for entry in the competition concerned as at the closing date of entries for such competition.
- 2.2 The substitution shall be done, in writing by the competitor on the prescribed form and handed in before the competition concerned, in accordance with the time limit laid down in Clause 1.2 hereof.
- 2.3 Should both the horse and athlete rider be substituted the substitution form must be signed by the new athlete indicating that he/she has consented to the substitution of the competitor originally entered.
- 2.4 The substitution of a horse and/or competitor may not alter the original order of starting of the horse in the programme.
- 2.5 In case of a substitution resulting in a competitor competing on two horses within an interval as determined by the rules of **Dressage SA**, the Ground Jury /Technical Delegate is permitted to adjust the order of starting upwards.

3. COMBINED INDIVIDUAL TEAM COMPETITIONS

- 3.1 Substitutions are permitted in competitions in which the competitor's individual score in the individual competition also counts for his/her team score in the team competition, providing the provisions of the rules relating to substitutions are satisfied in all respects.
- 3.2 When a substituted competitor is involved, then he/she shall always ride the team horse first, irrespective of the position in the original draw of any other horse/s he/she may be riding in the individual competition with due regard to the provisions of Rule 31.3.7.

4. PROVINCIAL TEAM SUBSTITUTIONS

4.1 Before Final Selection

- 4.1.1 If any of the athlete's, competitors or horses nominated in terms of Rule 36.5.0 are unable to compete by reason of illness, injury or death of an athlete competitor or horse, the Chef d'Equipe may substitute any other athlete competitor, horse or combination of athlete competitor and horse which has been nominated.
- 4.1.2 Notice of any substitution shall be given in writing to the Organising Committee of the event and to Dressage SA's Representative before the time of the Final Selection and shall be accompanied by the relevant medical or veterinary certificate.

4.2 After Final Selection

- 4.2.1 If any athletes, competitors or horses included in the final selection are unable to compete by reason of injury, illness or death of an athlete competitor or horse occurring after the final selections, and as certified by a medical or veterinary certificate, the Chef d'Equipe may substitute an athlete competitor, horse or combination of athlete competitor and horse, only from those reserves declared at the time of the Final Selection.
- 4.2.2 In addition, the Chef d'Equipe may change the athlete competitor on any of the horses selected from another athlete competitor provided both athletes competitors were included in the final selection (excluding reserves). In this case a medical certificate is required.
- 4.2.3 Notice of this substitution shall be given in writing to the Organising Committee and to Dressage SA's Representative before the commencement of the first round of the championship concerned and shall be accompanied by the relevant medical or veterinary certificate if required.
- 4.2.4 Under no circumstances may the order of riding be changed.

4.3 Combined Teams

- 4.3.1 Should any two or three Provinces be unable to compete in a National Team Championship due to the lack of competitors/horses of the required standard, then two or three of those Provinces may combine to send one team. This team shall in all respects be deemed to be a team entered by a Province.
- 4.3.2 In these cases, team athlete members will be awarded their own Provincial Colours should they qualify as such.

APPENDIX DS/13 – SADDLERY – EQUIPMENT (Extract from FEI Rules)

Please also refer to FEI Dressage and Para Dressage Guidelines for Use of Tack, Equipment and Dress for latest clarifications, published on the FEI website.

The following are compulsory:

1. Dressage saddle must be well-fitting and have long, near-vertical flaps, English-style or safety stirrups and a girth.
 - 1.1. Stirrups must have closed branches, and no attachments. Safety stirrups may have an opening on the outside branch. The foot must not be fully or partially enclosed and must in no way be attached to the stirrups (for example with magnets).
 - 1.2. Saddle pads should be white or off-white. Contrast colouring and piping is allowed. Striped or multi coloured pads are not permitted.
 - 1.3. No saddle covers are allowed.
 - 1.4. Pommel straps are allowed.
2. Bridle with noseband.
 - 2.1. Except for the buckles and padding the headstall and noseband must be made entirely of leather or leather-like material. Padding is allowed on bridles. Nylon or other non-metal material may be used to reinforce leather in the headstall but must not be in direct contact with the Horse. Elastic inserts are permitted in the crownpiece and cheek pieces only and must not be in direct contact with the Horse or the bit.
 - 2.1.1. A browband is required, and except for the parts that attach to the crownpiece or headstall, is not required to be made of leather or leather-like material.
 - 2.1.2. The crownpiece of the bridle must lie immediately behind the poll and may extend forward onto the poll but must not be fitted to lie behind the skull.
 - 2.1.3. A throatlatch is required except when the combined noseband or Micklem bridle are used.
 - 2.1.4. A rein is a continuous, uninterrupted strap or line from the bridle bit to the hand. Rein additions or attachments are not permitted. Each bit must be attached to a separate rein and reins may only be attached to the bit. Reins must not be made of rope material.
 - 2.1.5. At any level of Competition, a noseband may never be so tightly fixed that it causes harm to the Horse and must be checked as per the Stewards Manual noseband protocol.
 - 2.1.6. Any piece of tack that impairs the ears to move freely is forbidden.
 - 2.1.7. A double bridle must have a cavesson noseband and bridoon and curb with curb chain. A combined noseband may be used without the lower “flash” strap. Neither a cavesson noseband nor a curb chain may ever be as tightly fixed so as to harm the Horse.
 - 2.2. A snaffle bridle or double bridle is allowed in CDI1* and CDI2*, CDIO1*, CDIO2*, CDIJ, CDIOJ, CDIY, CDIOY, CDIU25 (for the Inter II Test) and CDIYH for seven (7) year old Horses, and Junior and Young Rider Championships.
 - 2.2.1. For CDIP/Ch, CDIOP/Ch, Ponies and Children Championships, CDIYH for five (5) and six (6) year old Horses, and as marked on test sheets, a snaffle bridle is to be used.
 - 2.2.2. A plain snaffle bridle is required to be used with a regular cavesson noseband, a dropped noseband, a flash noseband, a crossed noseband, a combined noseband or a Micklem or similar design of bridle.

3. Bits. Snaffle, Bridoon and curb bits must have a smooth surface. Twisted and wire bits are prohibited. Bits must be made of metal, durable plastic synthetic material or flexible rubber. Bits may be covered with rubber/latex.

Bits must not place mechanical restraint upon the tongue. The diameter of the mouthpiece of the bridoon/snaffle and/or curb must be such so as not to hurt the Horse. Minimum diameter of mouthpiece to be twelve millimetres (12 mm) for curb bit, and ten millimetres (10 mm) for bridoon bit. Snaffles must have a minimum diameter of twelve millimetres (12 mm) for Horses and ten millimetres (10mm) for Ponies. The diameter of the mouthpiece is measured adjacent to the rings or the cheeks of the mouthpiece.

3.1. Snaffle Bits – snaffle bits are permitted when the use of a double bridle is not required.

3.1.1. Snaffle bits may be used with loose ring, D-Ring, Eggbutt and hanging cheeks. Single or double jointed snaffles may also be used with upper or lower cheeks, full cheeks or Fulmer cheeks. Loose rings may have a sleeve fitted around part of the ring.

3.1.2. A snaffle may have up to two (2) joints. A barrel or ball joint is permitted as the centre link in a double jointed snaffle, however, the surface of the centre piece must be solid with no moveable parts other than a roller. The centre link may be tilted in a different orientation from the mouthpiece but must have rounded edges and may not have the effect of a tongue plate.

3.1.3. A double jointed snaffle or snaffle with rotating mouthpiece may be shaped to allow tongue relief. The maximum height of the deviation is 30mm from the lower part of tongue side to the highest part of the deviation. The widest part of the deviation must be where the mouthpiece contacts the tongue and must have a minimum width of 30mm. The mouthpiece of a jointed or unjointed snaffle may be shaped in a curve within the dimensions specified above.

3.2. Bridoon bits – a bridoon bit is defined as a snaffle bit that is used together with a curb bit to form a double bridle.

3.2.1. Bridoons may be used with loose ring and eggbutt cheeks.

3.2.2. Bridoons must have one or two (2) joints. A barrel or ball joint is permitted as the centre link in a double jointed bridoon, however, the surface of the centre piece must be solid with no moveable parts other than a roller. The centre link may not have the effect of a tongue plate.

3.2.3. Bridoons where the centre link(s) of the bit can lock and have the effect of a mullen mouth snaffle are not permitted.

3.3. Curb Bits.

3.3.1. The length of the lever arm below the mouth piece of the curb bit is limited to ten centimetres (10 cm). The upper cheek must not be longer than the lower cheek and must not exceed five centimetres (5 cm). If the curb has a sliding mouthpiece, the lever arm of the curb bit below the mouth piece should not measure more than ten centimetres (10 cm) when the mouth piece is at the uppermost position.

3.3.2. Curbs may have straight or S-shaped cheeks. They may have rotating lever arms.

3.3.3. The mouthpiece may be straight or shaped to allow tongue relief. The maximum height of the deviation is 30mm from the lower part of tongue side to the highest part of the deviation. The widest part of the deviation must be where the mouthpiece contacts the tongue and must have a minimum width of 30mm.

3.3.4. The curb chain can be made of metal or leather or a combination. Cover for curb chain can be made of leather, rubber or sheep skin. Curb chain hooks can be fixed or not fixed. Lip strap and rubber, leather or sheepskin cover for curb chain are optional.

4. Whips. At all international Events, it is forbidden to carry a whip of any kind while competing in the arena. However, the use of one (1) whip, with a total maximum length of one meter and twenty (1.20 m) (pony Competitions maximum one meter -1 m-), in the practice area is allowed. The whip must be dropped before entering the space around the Competition arena or the Athlete will be penalized.

4.1. Upon arrival on the showground, only the Athlete when riding, walking in hand, leading or lunging a Horse (lunge whip allowed), is allowed to use a whip (maximum one meter and twenty (1.20) / ponies maximum one (1) meter in connection with the training of the Horse. The groom may also walk, lead and lunge a Horse as above. Other parties are allowed to carry a whip, provided it is not in connection with the training of the Horse. For safety reasons, whips at prize-giving ceremonies are allowed.

5. Gadgets. Martingales, breast plates, bit guards, any kind of gadgets (such as bearing, side, running or balancing reins, nasal strips etc.) and any form of blinkers that interfere with the Horse's vision are, under penalty of elimination, strictly forbidden during training, warm-up and Competitions.

6. Additional Items:

6.1. False tails/tail extensions are permitted. False tails may not contain any metal parts, (except for hooks and eyelets), or extra added weight. Random checks will be conducted during the equipment check at the end of the test and contravening this rule will entail a Yellow Warning Card and Elimination.

6.2. Ear hoods are permitted for all Events and may also provide noise reduction. However, ear hoods must not cover the Horse's eyes. The ear hoods should be discreet in colour and design. Ear hoods may not be attached to the noseband.

6.3. Earplugs on Horses are forbidden but are allowed at Horse Inspections and prize-giving ceremonies only for safety reasons. Random checks will be conducted during the equipment check at the end of the test and contravening this rule will entail a Yellow Warning Card and Elimination.

6.4. Any artificial decoration of the Horse is not allowed. It is not allowed to paint any part of the Horse's body nor is it allowed to obscure an existing wound or injury. Contravening this rule will entail a Yellow Warning Card and Elimination.

6.5. it is strictly forbidden to use any type of substance (like "marshmallow fluff", shaving cream etc.) around the Horse's mouth to imitate foaming; contravening this rule will entail a Yellow Warning Card and Elimination.

7. Fly masks: fly masks are forbidden in the Competition arena but may be allowed in warm-up and training arenas at the discretion of the Chief Steward and President of the Ground Jury.

8. Checking of Saddlery. A visual check before leaving the last warm up arena may be conducted by the Stewards to prevent Athletes going into the field of play with any forbidden equipment. A visual check can be declined, as it is designed to help Athletes but is not compulsory. However, it remains the full responsibility of the Athlete not to enter with any forbidden piece of Saddlery. A Steward must be appointed to check the Saddlery of each Horse immediately after it leaves the arena. Any discrepancy will be reported to the Judge at C and result in immediate Elimination if confirmed. The checking of the bridle must be done with the greatest caution, as some Horses are very sensitive about their mouths (Refer to FEI Steward's Manual).

8.1. It shall be the Athlete's/groom's responsibility to remove ear hoods when required.

The Steward must use disposable surgical/protective gloves when checking the bridle (a new pair of gloves must be used per Horse).

9. Warming-up and training areas. Paragraphs 1 to 7 above are valid also for warming-up arenas and other training areas where, however, snaffles with a cavesson or a normal dropped noseband, Mexican noseband or a Flash noseband, boots, bandages are allowed.

9.1 Lunging cavessons, single direct side reins or double sliding side reins (triangle/dreieck zügel) are permitted when lunging. Lunging is allowed with one (1) lunge line only, attached to either a lunging cavesson or a snaffle bridle/bridoon.

Lunging with lunge line attached to the curb is not allowed.

10. Identification number. Each Horse keeps the same identification number provided by the Athlete throughout the Event. It is compulsory that this number is worn by the Horse while actively competing and at any time while working in the exercise and schooling areas or being hand walked (from the time of their arrival until the end of the Event) so that they can be identified by all Officials including the Stewards. Failure to display this number incurs firstly a warning and, in the case of a repeated offence, a fine imposed on the Athlete by the Ground Jury. The identification numbers shall be discreet on white background, the colour of the numbers may vary. The identification number must be displayed at least on one side of the Horse.

11. Boots and bandages: At all international Events, boots and/or bandages on the Horse's legs are forbidden while competing in the arena. The boots and/or bandages must be removed before entering the space around the Competition arena or the Athlete will be penalized.

APPENDIX DS/14 – SANCTIONS – SUMMARY FOR FEI COMPETITIONS

In addition to the listed sanctions, other sanctions may also be imposed by the appropriate body in accordance with the FEI General Regulations.

Article Number	Article extract	Sanction
416	For Competitions where a maximum number of Athletes may compete upon qualification from the previous Competition at the same Event, the next best ranked Athlete will replace the withdrawn Athlete. Any such withdrawal or replacement must be reported to the President of the Ground Jury by the OC. Failing to do so will entail a Yellow Warning Card.	Yellow Warning Card
418	On no account and under penalty of disqualification, may an Athlete/Horse use the Competition arena at any time other than during their performance in a Competition or when at the discretion of the OC the main arena is open for training (see below).	Disqualification
424	Entering the space around the arena with a whip or with boots/bandages on the Horse's legs or with discrepancy in dress (e.g. lack of gloves).	Deduction of 0,5%
424	Entering the Dressage arena with a whip or with boots/bandages on the Horse's legs or with discrepancy in dress (e.g. lack of gloves).	Deduction of 0,5%
424	Entering the arena before the sound of the bell.	Deduction of 0,5%
424	Not entering the arena within forty five (45) seconds after the bell, but within ninety (90) seconds.	Deduction of 0,5%
424	For Freestyle tests, entering the arena after more than thirty (30) seconds of music.	Deduction of 0,5%
424	Using voice or clicking the tongue repeatedly.	Deduction of 0,5%
424	Athletes not taking the reins in one (1) hand at the salute.	Deduction of 0,5%
424	If the Freestyle test is longer or shorter than stipulated on the test sheet, zero point five percentage points (0.5%) will be deducted from the total artistic score, for other technical faults zero point five percentage points (0.5%) will be deducted per fault from the technical score.	Deduction of 0,5%
424	An Athlete who does not participate without legitimate reasons in a Competition where the participation is mandatory, will lose their placing and prize money from the previous Competition(s) in the Event and will be disqualified.	Disqualification
424	Every "error of course" or error of test/execution, whether the bell is sounded or not, must be penalised, except as noted above. First error: Two (2) percentage points from the total score (per Judge). Second error Elimination.	First error : Two (2) percentage points from the total score (per Judge) Second error: Elimination
424	For Young Horses tests, Children, Pony and Junior tests, the deduction for the first error is zero point five percentage points (0.5%) from the total score, for the second error one percentage point (1%) and for the third error, Elimination.	First error: zero point five (0.5%) percentage

424	In a case of marked lameness, the Judge at C informs the Athlete that they are eliminated. There is no appeal against this decision.	Elimination
424	Any resistance which prevents the continuation of the test longer than twenty (20) seconds is punished by Elimination. However, resistance that may endanger Athlete, Horse, Officials or the public will result in elimination for safety reasons earlier than within twenty (20) seconds. This also applies to any resistance before entering the Dressage arena.	Elimination
424	In the case of a fall of a Horse and/or an Athlete, the Athlete will be eliminated.	Elimination
424	A Horse leaving the arena completely, with all four (4) feet, during a Dressage Competition between beginning and end of the test will be eliminated.	Elimination
424	Any outside help by voice, signs, etc. (earphone and/or electronic communication devices included) is considered as illegal or unauthorized assistance. Illegal or unauthorised assistance will result in elimination of that combination.	Elimination
424	If the Judge at C suspects fresh blood anywhere on the Horse during the test, they will stop the Horse to check for blood. If the Horse shows fresh blood, it will be eliminated. The elimination is final. If the Judge through examination clarifies that the Horse has no fresh blood, the Horse may resume and finish its test.	Elimination
424	If the FEI Steward discovers fresh blood in the Horse's mouth or in the area of the spurs during the check at the end of the test, they inform the Judge at C, who will eliminate the Horse and the Athlete.	Elimination
424	If the FEI Steward discovers fresh blood anywhere else on the Horse's body (i.e., other than the Horse's mouth or in the area of the spurs) during the check at the end of the test, and the Athlete/Horse combination is not automatically eliminated, it should be examined by an FEI Veterinarian who will advise the FEI Chief Steward and the Judge at C on the horse's fitness to continue. If the Judge at C decides the Horse is not fit to continue, the Horse will not be permitted to take part in any further Competition(s) or tests at the Event, but the result(s) obtained by the Athlete/ Horse combination in any Competition(s) or tests already completed shall stand and be included in the results / ranking.	Not permitted to take part in any further Competitions
424	If the Horse is injured during the test and starts bleeding after finishing the test, it should be examined by an FEI Veterinarian prior to the next Competition to determine if it is fit to continue in the Event the following day(s). The decision of the FEI Veterinarian is not subject to appeal.	Not permitted to take part in any further Competitions
424	Horse and Athlete combination not being able to fulfil the requirements of the level.	Elimination
424	The performance is against the welfare of the Horse and/or shows abusive riding.	Elimination
424	Horse and Athlete combination not entering the Competition arena within ninety (90) seconds after the bell. Except where a valid reason thereto has been informed to the Judge at C (valid reason may be losing a shoe, etc).	Elimination
427	Prize-Giving: Carelessness or irresponsible behaviour may result in the giving of a Yellow Warning Card.	Yellow Warning Card
431 and GRs	Non-compliance with Protective Headgear Rules (Ref. GRs)	Yellow Warning Card

434	Earphones and/or other electronic communication devices are strictly prohibited at FEI Dressage Competitions whilst competing, and such usage is penalised by elimination.	Elimination
434	Gadgets. Martingales, breast plates, bit guards, any kind of gadgets (such as bearing, side, running or balancing reins, nasal strips etc.) and any form of blinkers that interfere with the Horse's vision are, under penalty of elimination, strictly forbidden during training, warm-up and Competitions.	Elimination
434	False tails/tail extensions are permitted. False tails may not contain any metal parts, (except for hooks and eyelets), or extra added weight. Random checks will be conducted and contravening this rule will entail a Yellow Warning Card and Elimination.	Elimination
434	Earplugs on Horses are forbidden but are allowed at Horse Inspections and prize-giving ceremonies only for safety reasons. Random checks will be conducted and contravening this rule will entail a Yellow Warning Card and Elimination.	Yellow Warning Card/ Elimination
434	Any artificial decoration of the Horse is not allowed. It is not allowed to paint any part of the horse's body nor is it allowed to obscure an existing wound or injury. Contravening this rule will entail a Yellow Warning Card and Elimination.	Yellow Warning Card/ Elimination
434	It is strictly forbidden to use any type of substance (like "marshmallow fluff", shaving cream etc.) around the Horse's mouth to imitate foaming; contravening this rule will entail a Yellow Warning Card and Elimination.	Yellow Warning Card/ Elimination
439	Under no circumstances is it permitted to school the Horses in other areas than the official training arenas. No schooling is permitted in any area which cannot be supervised by the Stewards. Contravening this rule will entail a Yellow Warning Card and Elimination.	Yellow Warning Card/ Elimination
442	No one other than the Athlete may ride the Horse/Pony they are entered with, as of the official opening of the stables according to the FEI approved schedule as well as for the duration of the whole Event under penalty of disqualification.	Disqualification